

INCLUDES:

AUSTRALIAN DERMATOLOGY
NURSES' ASSOCIATION
17TH NATIONAL CONFERENCE
SATURDAY 19 MAY
AND SUNDAY 20 MAY 2018



THE AUSTRALASIAN COLLEGE OF DERMATOLOGISTS

ASMSI

GOLD COAST CONVENTION AND EXHIBITION CENTRE, GOLD COAST, QUEENSLAND, AUSTRALIA
SATURDAY 19 MAY TO TUESDAY 22 MAY 2018

PROGRAM

PROGRAM SPONSOR





FROM THE PRESIDENT



Welcome to the Gold Coast, Queensland, for the 51st Annual Scientific Meeting (ASM) of the Australasian College of Dermatologists (ACD). Enclosed in this brochure is the program and other important information for the meeting, along with the program for the meeting of the Australian Dermatology Nurses' Association (ADNA).

The local organising committee this year was headed by Professor H. Peter Soyer and Dr Salvatore Scuderi as Co-Convenors and supported by the College's Scientific Meetings Steering Committee. The Queensland Faculty welcomes Fellows, trainees, students and other medical practitioners to the meeting.

I am excited to welcome our overseas speakers:




Associate Professor Jeremy Bordeaux, Director of the Mohs Micrographic and Dermatologic Surgery Division and Director of the Melanoma Program, University Hospitals Cleveland Medical Center, Ohio, United States of America



Professor Alan Irvine, Professor in Dermatology, Trinity College, Dublin, Ireland



Professor June Robinson, Professor of Dermatology, Northwestern University Feinberg School of Medicine, Chicago, United States of America



Professor Peter Wolf, Vice Chair, Department of Dermatology and Director, Research Unit of Photodermatology, Medical University Graz, Austria
Visiting Professor, kindly supported by an educational grant from  NOVARTIS

The meeting has been strongly supported by the pharmaceutical and allied health industries as sponsors and trade exhibitors. I invite all delegates to visit the displays in the trade exhibition, to meet the industry representatives and to learn about new developments in products and services. It is with the very generous support of our sponsors and exhibitors that the College is able to hold a meeting of this size and quality.

I hope you all find this meeting a worthwhile and enjoyable experience.

Dr Andrew Miller, FACD

BOARD OF DIRECTORS 2017/2018

Dr Andrew Miller	President
Dr David Francis	President-Elect
Dr Andrew Satchell	Honorary Secretary
Dr Adrian Lim	Dean of Education
Dr Robert I Kelly	Board Member
Professor Ingrid M Winship	Board Member
Mr Phillip Hyde	Board Member
Cl.A/Prof Saxon Smith	Elected Director (NSW)
Dr Genevieve Sadler	Elected Director (WA)
Dr Vanessa Morgan	Elected Director (VIC)
Dr Colin Ooi	Elected Director (SA)
Dr Gregory Butler	Elected Director (QLD)

MEMBERS OF THE COLLEGE




NEW SOUTH WALES FACULTY

Dr E. A. K. Abdulla	Dr H. Fallah	Dr S. L. Koh
Dr N. Agar	Mr S. Fellow	Dr J. Konya
Dr P. Alexander	Prof. P. Fernandez- Peñas	A/Prof. S. Kossard
Dr R. Armati	A/Prof G. Fischer	Dr J. Kuchel
Dr P. Artemi	Dr J. Fisher	Dr A. Kumar
Dr N. Aspres	Dr P. Frederiksen	Dr A. Kurien
Dr S. Bakis-Petsoglou	Dr P. Freeman	Dr A-M. Kurzydlo
Dr M. Bannister	Dr J. Frew	Dr E. Lamrock
Dr L. Bear	Dr R. Gillespie	Dr M. Lane-Brown
Dr G. Becker	Dr T. Gilmour	Dr K. Le
Dr P. Brown	Dr G. Gottschalk	Dr M. Lee
Dr G. Casey	Dr I. Grigoris	Dr M-L. Lee
Dr H. Chan	Dr K. Gudmundsen	Dr M-S. Lee
Dr J. Chapman	A/Prof. P. Guitera	Dr P. Lee
Dr P. Chee	Dr M. Gupta	Cl. Prof. S. Lee
Dr K. Chen	Dr R. Gupta	Dr S. Lee
Dr J. Choi	Dr I. Hamann	Dr M. Leibowitz
Dr E. T. Y. Chow	Dr R. Hannaford	Dr L. J. Leow
Dr R. Cocciolone	Dr R. Harvey	Dr M. Li
Dr D. K. Cook	Dr M. Healsmith	Dr A. Lim
Dr N. Cook	Dr S. Heiman	Dr P. Lim
Dr K. Crotty	Dr K. Ho	Dr T. Lipscombe
Prof. D. Damian	Dr P. Hogan	Dr M. Llewellyn
Dr D. Davies	Dr E. Hong	Dr E. Lobel
Dr E. Dawes-Higgs	Dr R. Howes	Dr M. S. Loghdey
Dr J. De Launey	Dr M. Hunt	A/Prof. P. Lowe
Dr S. De Zwaan	Dr N. Huynh	Dr J. Mackay
Dr S. Donoghue	Dr F. Isaacs	Dr A. MacKenzie-Wood
Dr C. Drummond	Dr N. Jang	Dr L. Martin
Dr K. Dunlop	Dr D. Jenkins	Dr J. Matulich
Dr P. Dwyer	Dr M. Jones-Caballero	Dr I. McCrossin
Dr K. Enjeti	Dr S. Kalouche	Dr R. McDonald
	Dr S. Kapila	Dr S. McDonald
	Dr C. Kearney	Dr C. McKay
	Dr J. Khoury	Dr M. McRae
	Dr S. Khurana	Dr A. Miller
	Dr A. Kline	Dr A. Ming

WELCOME TO THE

THE AUSTRALASIAN COLLEGE
OF DERMATOLOGISTS



Dr G. M. Bonilla
 Dr C. Morrow
 Dr A. Moss
 Dr E. Mullan
 Prof. D. Murrell
 Dr S. Y. Ng
 Dr R. Nguyen
 Dr A. O'Neill
 Dr C. Ong
 Dr V. Paddon
 Dr B. Pang
 A/Prof. K. Parsi
 Dr A. Patel
 A/Prof. R. Paver
 Dr R. Peek
 Dr T. Phan
 Dr T. Poon
 Dr V. Pua
 Dr J. Relic
 Dr S. Richards
 Dr C. Riordan
 Dr J. Robinson
 Dr R. Rosen
 Dr D. Rubel
 Dr W. Ryman
 Dr L. Sagi
 Dr R. Salmon
 Dr A. Satchell
 Dr C. Saywell
 Dr D. Sebaratnam
 Dr A. See
 Dr J-A. See
 Dr J. Shannon
 A/Prof. S. Shumack
 Dr S. Sinclair
 Dr J. Sippe
 Dr G. Sivapirabu
 Dr A. Smith
 Cl. A/Prof. S. Smith
 Dr S. K. Sohal
 Cl. A/Prof. D. Stanford
 Dr K. Stapleton
 Dr E. Starritt
 Dr R. Stephens
 Dr N. Stewart
 Dr H. Studniberg
 Dr J. Sullivan
 Dr M. Symons
 Dr M. Tam
 Dr F. Tefany
 Dr K. Thai
 Dr C. Thoo
 Dr N. Todes Taylor
 Dr A. Tomizawa
 Dr A. Varol
 Dr S. Venugopal
 Dr E. Waiane

Dr B. Wallace
 Dr R. Walther
 A/Prof. O. Wargon
 Dr A. Wegman
 Dr P. Weller
 Dr J. Wells
 Prof. W. Weninger
 Dr L. Wheeler
 Dr M. Whitfeld
 Dr E. Willsteed
 Dr N. Wines
 Dr R. Wittal
 Dr D. Wong
 Dr D. Wong
 Dr K. Wong
 Dr L-C. Wong
 Dr. G. Wood
 Dr. J. Woods
 Mr J. Xuereb
 Dr E. Yiasemides
 Dr J. Yip
 Dr I. Younger
 A/Prof. S. Zagarella



QUEENSLAND FACULTY

Dr C. Adib
 Mr F. Anal
 Dr M. Andrews
 Dr J. Auld
 Dr H. Avery
 Dr S. Baghaei
 Dr L. Banney
 Dr K. Behne
 Dr Z. Boyce
 Dr I. Browne
 Dr D. Burdon-Jones
 Dr G. Butler
 Dr J. Byth
 Dr B. Carew
 Dr M. Carroll
 Dr T. Casey
 Dr K-Y. Choong
 Dr D. Coates
 Dr J. Coates
 Dr N. Collins
 Dr B. Cominos
 Dr S. Conias
 Dr C. Curchin
 Dr T. Darben
 Dr S. Davidson
 Dr B. De'Ambrosis
 Dr K. De'Ambrosis
 Dr A. Dore
 Dr C. Faulkner

Dr D. B. Francis
 Dr M. Freeman
 Dr G. Frost
 Dr D. Gaffney
 Dr Z. Gaspar
 Dr R. Gild
 Dr A. Godbolt
 Dr D. Gramp
 Prof. N Haass
 Dr A. Herat
 Dr R. Hills
 Dr G. Holmes
 Dr B. Jones
 A/Prof. K. Khosrotehrani
 Dr Y. J. Kim
 Dr S. Kumar
 Dr Y. N. Lau
 Dr C-T. Lee
 Dr Y. Lee
 Dr D. Lim
 Dr K. Lun
 Dr M. Manahan
 Dr S. Manoharan
 Dr I. McColl
 Dr P. Mclaran
 Dr E. McMeniman
 Dr P. Millar
 Dr R. Miller
 Dr B. Mirza
 Dr J. Muir
 Dr A. Mulholland
 Dr R. Noakes
 Dr M. Oziemski
 Dr S. Ozluer
 Dr J. Pagliaro
 Dr M. Pitney
 Dr B. Pruim
 Dr I. Robertson
 Dr K. H. Rodins
 Dr C. Sander
 Dr M. Saywell
 A/Prof. H. Schaider
 Dr S. Scuderi
 Dr M. Sharkey
 Dr V. Shepherd
 A/Prof. G. Siller
 Dr P. R. Sinclair
 Dr R. J. Sinclair
 Prof. H. P. Soyer
 Dr L. Spelman
 Dr D. Surjana
 Dr P. Teng
 Dr S. Tritton
 Dr S. Tucker
 Dr Y. Vun
 Dr G. Wagner
 Dr M. Warren

Dr S. Webber
 Dr J. Wells
 Dr L. Wheller
 Dr P. Wilson
 Dr J. Wu
 Dr S. Yong-Gee
 Dr C. Yoong
 Dr T. Zappala



SOUTH AUSTRALIAN FACULTY

Dr S. Anbarasu
 Dr P. Armenores
 Dr S. Ball
 Dr C. Black
 Dr M. Black
 Dr E. Christou
 Dr R. Czechowicz
 Dr C. Duguid
 Dr E. Ellis
 Dr L. Gordon
 Dr N. Grieve
 Dr M. Hanna
 Dr E. Haverhoek
 A/Prof. S. Huitgol
 Dr S. Khoury
 Dr K. Koh
 Dr Y-C. Lee
 Dr A. Lewis
 Dr D. Long
 Dr H. Ly
 Dr R. Manifold
 A/Prof. G. Marshman
 Dr S. Murray
 Dr K. Newland
 Dr V. O'Brien
 Dr C. Ooi
 Dr A. Pearce
 Dr C. Reid
 Dr C. Ross
 Dr E. Ryan
 Dr P. Selva-Nayagam
 Dr K. Shirato
 Dr S. Sidhu
 Dr I. Simmons
 Dr D. Tilakaratne
 Dr S. Vaidya
 Dr P. Walker
 Dr L. Warren
 Dr J. Wayte
 Dr W. Weightman
 Dr J. Wesley
 Dr T. Wiadrowski
 Dr L. Wilson



VICTORIAN FACULTY

Dr A. N. R. Amerasinghe
 Dr K. Armour
 A/Prof. C. Baker
 Dr J. Banky
 Dr P. Bekhor
 Dr P. Berger
 Dr F. Bhabha
 Dr N. Bleasel
 Dr T. Bohl
 Dr A. Boyapati
 Dr A. Boyce
 Dr A. Braue
 Dr B. Breadon
 Dr S. Brennand
 Dr F. Bruce
 Dr J. Butler
 Dr J. Cahill
 Dr J. Cargnello
 Dr T. Carner
 Dr A. Catona
 Dr A. Chamberlain
 Dr S. Chandra
 Dr V. Chitreddy
 A/Prof. A. Chong
 Dr M. Cicchiello
 Dr A. C. Ciconte
 Dr P. Cowen
 Dr R. Crouch
 Dr P. Curnow
 Dr B. Daniel
 Dr M. Darling
 Dr R. De Cruz
 Dr H. Dinh
 Dr C. Dolianitis
 Dr R. Dunn
 Dr D. Dyall-Smith
 Dr S. Eisman
 Dr P. Fergin
 Dr A. Fitzgibbon
 A/Prof. P. Foley
 Dr D. Gan
 Dr D. Gill
 A/Prof. S. Gilmore
 A/Prof. D. Gin
 Dr M. S. Y. Goh
 A/Prof. G. Goodman
 Dr J. Green
 Dr C. Grills
 Dr S. Gunatheesan
 Dr S. Gupta
 Dr L. R. S. Hale
 A/Prof. A. Hall
 Dr E. Hiscutt
 Dr J. Horton
 A/Prof. A. Howard
 Dr C. Jalilian
 Dr A. Jevtic
 Dr A. Jopp-McKay
 Dr S. Joseph
 Prof. J. W. Kelly
 Dr R. I. Kelly
 Dr J. S. Kern
 Dr P. Lane
 Dr D. Lanzer
 Dr A. Lasocki
 Dr A. Lee
 Dr M. Lee
 Dr S-W. Lim
 Dr W. Liu
 Dr L. Ly
 Dr G. Lyons
 Dr E. Ma
 Dr R. Mak
 Dr A. Mar
 Dr V. Mar
 Dr D. McColl
 Cl.A/Prof. C. McCormack
 Dr C. McDonald
 Dr C. Meehan
 Dr O. Milne
 Dr M. Mohamed
 Dr E. Mooney
 Dr V. Morgan
 Dr M. Moyle
 Dr J. C. H. Ng
 Dr R. Nguyen
 Dr J. Nicolopoulos
 A/Prof. R. Nixon
 Dr T. O'Brien
 Dr R. O'Keefe
 Dr J. Opie
 Dr D. Orchard
 Dr M. Palmer
 Dr V. Palmer
 Dr Y. Pan
 Dr A. Perez De Velasco
 Dr E. Poon
 Dr B. Rajagopalan
 Dr D. Rathnayake
 Dr G. Rennick
 Dr J. Rhodes
 Dr M. Rich
 Dr H. Roberts
 Dr S. Robertson
 Dr M. Rodrigues
 Dr G. Ross
 Dr A. Rudd
 Dr R. Ruiz Araujo
 Dr T. Rutherford

Dr K. Sandhu
 Dr H. Saunders
 Cl. A/Prof. L. Scardamaglia
 Dr C. Scarff
 Dr C. Schofield
 Dr A. Segal
 Dr M. Seith
 Dr N. Sharma
 Dr P. Sharma
 Dr A. Sheridan
 Dr P. A. Sinclair
 Prof. R. D. Sinclair
 Prof. W. Sinclair
 A/Prof. M. Sladden
 Dr A. Stavrakoglou
 A/Prof. J. Su
 Dr B. Swan
 Dr E. Taft
 Dr T. Taklif
 Dr M. M. Tam
 Dr B. Tan
 Dr E. Tan
 Dr B. Tate
 Dr D. Tran
 Dr A. Tuxen
 Dr E. Upjohn
 Prof. G. Varigos
 Dr A. Verma
 Dr E. Veysey
 Dr R. Vyas
 Dr M. Webster
 Dr B. Welsh
 Prof. I. Winship
 Dr K. Wolfowitz
 Dr A. Wright
 Dr L. M. Yap
 Dr A. Yazdabadi
 Dr J. Yeatman
 Dr L. Yip
 Dr L. Young



WESTERN AUSTRALIAN FACULTY

Dr A. Anderson
 Dr K. Borchard
 Dr R. Brand
 Dr T. Caccetta
 Cl. A/Prof. J. Chan
 Dr P. Cherian
 Dr H. C. Chua
 Dr C. Clay
 Dr J. Cole
 Dr K. Dallimore
 Dr T. Delaney
 Dr A. Donnelly

Dr T. Elliott
 Dr R. Foster
 Dr G. Foxton
 Dr H. Gebauer
 Cl. A/Prof. K. Gebauer
 Dr R. Granger
 Dr A. Halbert
 Dr W. Hedley
 Dr D. Hewitt
 Dr C. Heyes
 Prof. P. Kumarasinghe
 Dr P. Le
 Dr D. Lim
 Dr G. Masel
 Dr G. Moloney
 Dr K. Opie
 Dr L. Pepall
 Dr C. Quirk
 Dr B. Ricciardo
 Dr G. Sadler
 Dr D. Singh
 Dr G. Singh
 Dr P. Singh
 Dr T. Skender-Kalnenas
 Dr H. Smith
 Dr P. Swarbrick
 Dr Y. J. Tai
 Dr C. Tait
 Dr E. Tan
 Dr G. Thom



OVERSEAS

Prof. C. Anderson
 Dr S. Arnold
 Dr E. Finkelstein
 Dr M. Lowes
 A/Prof. F. Molone
 Dr A. Saracino
 Dr F. J. Van Der Walt
 Dr M. Wade



RESIDENT IN NEW ZEALAND

Dr N. Abbott
 Dr T. Gunson (WA Faculty)
 Dr D. Rowan (SA Faculty)
 Dr P. Sears
 Dr J. Snow
 Dr D. Young (VIC Faculty)



HONORARY MEMBERS

Prof. J. Bolognia	United States of America
Cl. Prof. C.L. Goh	Singapore
Dr A. Griffiths	United Kingdom
Prof. J. Hawk	United Kingdom
Prof. J. Mcgrath	United Kingdom
Prof. P. Mortimer	United Kingdom
Prof. E. Tschachler	Austria
Prof. K. Wolff	Austria

ASSOCIATE MEMBERS

Dr T.W. Beer	Western Australia
Dr P. Bullpitt	New South Wales
Dr K.C. Chong	Queensland
Dr E.G. Cleary	New South Wales
Dr R. Crouch	New South Wales
Dr A. Darling	Victoria
Dr A. Dorevitch	Victoria
Dr J. Dowling	Victoria
Dr R.E.T. Duhig	Queensland
Dr B. Dutta	New South Wales
Dr R. Dymock	South Australia
A/Prof. D. Ellis	South Australia
Dr A. Fischer	New South Wales
Dr A. Gramp	South Australia
Prof. G. Halliday	New South Wales

Dr P. Heenan	Western Australia
Dr V. Howard	New South Wales
Dr C. James	South Australia
Dr J. Magee	Queensland
Dr S. Mann	New South Wales
Prof. S. Menzies	New South Wales
Dr D. Muir	New South Wales
Prof. K. Muller	Tasmania
Dr R. Penny	New South Wales
Prof. H.M. Prince	Victoria
Dr A. Ryan	Victoria
Dr G. Strutton	Queensland
Dr S. Swain	Victoria
Dr J. Tversky	Victoria
Prof. D. Weedon	Queensland
Dr R. Williams	Victoria
Cl. A/Prof. L. Yu	Western Australia



Visit the Sanofi Genzyme stand during the conference to learn more about DUPIXENT® (dupilumab)

The first biologic for the treatment of **moderate to severe atopic dermatitis** in patients who are candidates for **systemic therapy**. Now TGA Approved.¹

Reference: 1. Australian Approved Product Information for Dupixent (dupilumab) 15th March 2018.

PBS Information:

This product is not listed on the PBS

Please review full Product Information before prescribing. Product Information is available from the Sanofi Genzyme stand.

GENERAL INFORMATION

AIRPORT BUSES

The College has organised two buses to transport delegates to the airport on Tuesday 22 May for these flights.

There will be 55 spaces per bus available. To confirm your spot on the bus please register your name at the ASM Registration Desk onsite. Please be ready at the entrance of the Gold Coast Convention and Exhibition Centre 10 minutes prior to the departure time.

	Flight number	Flight departure time	GCCEC Departure time
Bus 1			
Gold Coast - Melbourne	JQ441	1620	1420
Gold Coast - Sydney	JQ423	1700	1420
Bus 2			
Gold Coast - Melbourne	VA748	1705	1520
Gold Coast - Sydney	VA536	1705	1520

AWARDS

If there are papers of sufficient merit, the following prizes will be awarded:

- Best research paper read at the Annual Scientific Meeting – F. & E. Bauer Foundation Prize
- Best paper in the Registrars' Forum. Kindly sponsored by 
- Best poster presentation
- Best paper or poster presentation by a New South Wales Registrar, the Eileen Collins Memorial Prize – funded by the New South Wales Faculty
- Best paper in Contact Dermatitis, the John Fewings Memorial Prize – funded by the Skin and Cancer Foundation Victoria



CONFERENCE APP

The College is offering a free downloadable app for the Annual Scientific Meeting. To download the app please search for ACD Events in your app store.

Features of the app include:

- Building your own personal program of sessions. Note that recording your session selections on the app does not confirm your attendance at any of the social functions or sponsored symposia sessions. Please see staff at the ASM registration desk if you have not pre-registered for these sessions and wish to attend.
- Participating in the exhibitor passport competition
- View all trade details and easily be able to contact them after the ASM
- All delegates will have a QR code on their name badge which can then be used by trade to collect your details to be able to send you further information.

Please see the staff at the registration desk if you are having any issues with using the app.

CPD SESSION ATTENDANCE TRACKING

This year delegates will have their name badges scanned upon entry to each ASM program session (excludes ADNA program) for College CPD points. Points will be uploaded to the College CPD system after the conference automatically.

The College CPD form is available for download via the ASM app for your reference.

*** Please note that delegate name badges will only be scanned into session room 10 minutes prior to the session beginning and 10 minutes after the session commences.**

Delegate attendance certificates will be emailed to all registered delegates two weeks after the ASM.

EXHIBITOR PASSPORT

This year the exhibitor passport competition will be run through the conference app. Make sure you have logged into your profile within the app – then, have your badge scanned by our sponsors and exhibitors as you visit their booths.

Be scanned by a minimum of 20 sponsor and exhibitors to qualify for a complete entry. Prizes will be awarded during the lunch break on Tuesday 22 May in the Exhibition Hall. Open only to dermatologists and vocational trainees in dermatology.

MEET THE ACD STAFF!

The College will have staff available at the central feature inside the trade exhibition hall.

Come meet us and find out what we can do for you.

NAME BADGES

Name tags must be worn at all times. Delegates without a name badge may be refused entry to sessions and to the trade exhibition.

PROGRAM

The plenary sessions will be held in arena 1B. Concurrent sessions will be held in arena 1A and ADNA sessions in meeting rooms 5 and 6.

REGISTRATION

The registration desk will be located on the ground floor of the Gold Coast Convention and Exhibition Centre (GCCEC). The registration desk will be open at the following times:

Friday 18 May 2018	1600 – 1900 hours
Saturday 19 May 2018	0700 – 1700 hours
Sunday 20 May 2018	0700 – 1700 hours
Monday 21 May 2018	0700 – 1700 hours
Tuesday 22 May 2018	0700 – 1530 hours

The College secretariat office, located in the organiser office next to the registration desk, will be open from 1000 to 1600 daily.

Delegates attending the ADNA National Conference can pick up their name badges outside rooms 5 and 6 on the first floor of the GCCEC from 8am on Saturday 19 May 2018.

SPEAKERS' PREPARATION ROOM

The speakers' preparation room is located in the organiser office near the registration desk. The room is staffed daily. The technician will be on hand one hour before the start of each session, then 30 minutes after the close of the final session. Presenters are encouraged to hand their presentations in at least two hours before required onstage, or the day before if presenting in the morning.

SPECIAL EVENTS

The following satellite meetings are being held in association with the College conference:

- Australian Dermatology Nurses' Association 17th Annual National Conference
Gold Coast Convention and Exhibition Centre (GCCEC)
Saturday 19 May and Sunday 20 May 2018
- Mohs Scientist & Technician Special Interest Group Meeting
Gold Coast Convention and Exhibition Centre (GCCEC)
Saturday 19 May 2018

TRADE EXHIBITION

The trade exhibition will be in Halls 1-3.

It will be open on the following days:

Saturday 19 May from	1000 to 1545 (1245 official opening)
Sunday 20 May from	1000 to 1545
Monday 21 May from	1000 to 1545
Tuesday 22 May from	1000 to 1330


The morning tea, lunch and afternoon tea breaks will be held in the trade exhibition hall. Please note that separate dietary catering tables will be set up in the exhibition area for those who have submitted dietary requests.

AWARDS FOR OUTSTANDING EXHIBITORS

Awards for the outstanding exhibits will be announced on Tuesday 22 May 2018. The categories of award are:

- Most outstanding display of 9 sqm or less in size
- Most outstanding display of 18 sqm to 27 sqm in size
- Most outstanding display of 36 sqm in size, or larger

The award will be decided by a panel of three judges.



AIMING FOR CLEAR TOUCHABLE SKIN.^{1-5†}

IN UNCOVER-3
PHASE III TRIAL.¹⁻³

†Up to 55% of moderate-to-severe plaque psoriasis patients maintained or achieved complete clearance (PASI 100) at Week 60 (NRI); 49% maintained or achieved PASI 100 by Week 108 (mNRI); maintenance at Week 108 vs baseline in areas associated with touch avoidance.¹⁻⁵

AFTER
1 YEAR

55% OF PATIENTS
MAINTAINED
OR ACHIEVED
PASI 100

AFTER
2 YEARS

49% OF PATIENTS
MAINTAINED
OR ACHIEVED
PASI 100

PBS INFORMATION: Authority required. For the treatment of severe chronic plaque psoriasis. Refer to PBS Schedule for full authority information.

Please refer to the full Product Information before prescribing. Product Information can be accessed at www.lilly.com.au/en/products/ or on request by calling 1800 454 559.

TALTZ[®] Minimum Product Information. **INDICATIONS** – TALTZ[®] is indicated for the treatment of adult patients with moderate-to-severe plaque psoriasis who are candidates for systemic therapy or phototherapy. **CONTRAINDICATIONS** – Serious hypersensitivity to ixekizumab or any of the excipients. **PRECAUTIONS** – Chronic or active infections, do not administer in patients with active tuberculosis; hypersensitivity – discontinue treatment immediately if a serious hypersensitivity reaction occurs; inflammatory bowel disease – exercise caution; immunisations – do not use with live vaccines; Use in Pregnancy Category C. **ADVERSE EFFECTS Clinical Trials Experience** – Very Common (≥10%) injection site reactions (including erythema and pain), infection (including nasopharyngitis and upper respiratory tract infection), Common (≥1 and <10%) nausea, oropharyngeal pain, tinea infections, grade 1 or 2 neutropenia. **DOSAGE AND ADMINISTRATION** – **Dosage:** Two 80 mg by subcutaneous injection at Week 0, followed by one 80 mg injection every 2 weeks at Weeks 2, 4, 6, 8, 10 and 12, then one 80 mg injection every 4 weeks. Elderly Patients (≥65 years): Dose adjustment not required. Renal Impairment or Hepatic Impairment: No dosage recommendations. **Administration:** Subcutaneous injection, avoid area showing psoriasis if possible. Single-use in one patient only. TALTZ[®] contains no antimicrobial preservative, discard any residue product. Based on PI last amended 27 October 2017.

References: 1. TALTZ[®] (ixekizumab) Approved Product Information, 27 October 2017. 2. Gordon KB *et al.* *N Engl J Med* 2016;375:345–356. 3. Blauvelt A *et al.* *J Am Acad Dermatol* 2017;77(5):855–862. 4. Gupta MA *et al.* *Cutis* 1998;61:339–342. 5. Armstrong AW *et al.* *J Psoriasis Psoriatic Arthritis* 2017;2(3):57–63.

mNRI: Modified Non-responder Imputation; NRI: Non-responder Imputation; PASI: Psoriasis Area and Severity Index; sPGA: Static Physician's Global Assessment.

TALTZ[®] is a registered trademark of Eli Lilly and Company. Eli Lilly Australia Pty Ltd. 112 Wharf Road, West Ryde NSW 2114, Australia.
ABN 39 000 233 992. Medical information: 1800 454 559. Date of preparation: March 2018. PP-IX-AU-0310. ELT0217/FP/AJD.

Lilly

GOLD COAST CONVENTION AND EXHIBITION CENTRE

GROUND FLOOR



1 Registration desk, College secretariat office
Speaker preparation room

2,4 Organisers Offices

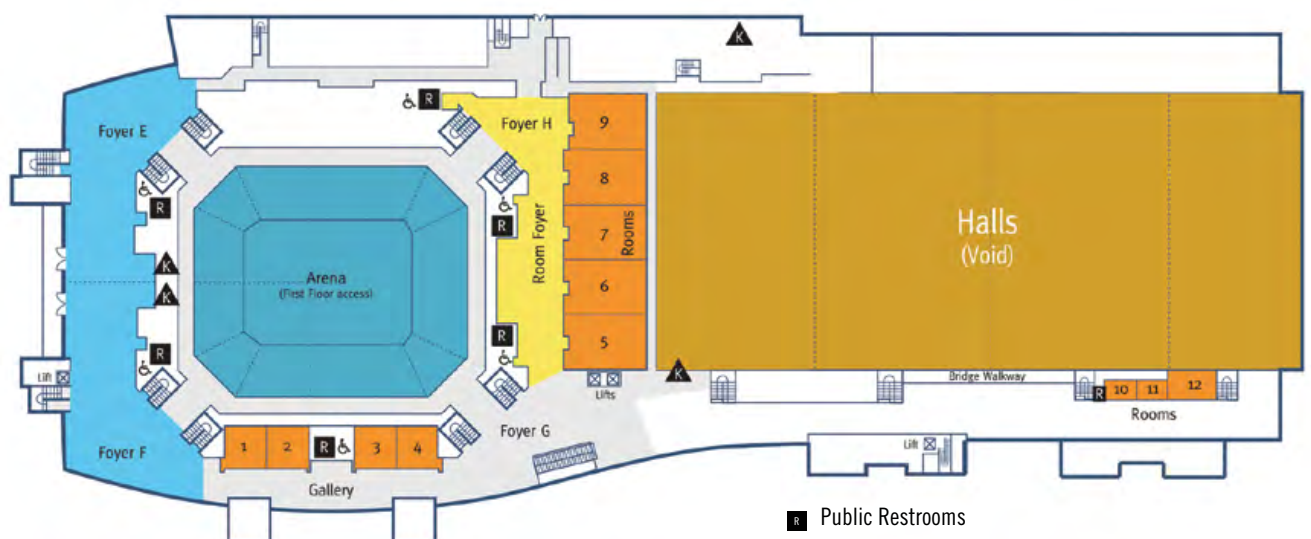
R Public Restrooms

K Kitchens

G Green Rooms

D Disabled Restrooms

FIRST FLOOR



R Public Restrooms

K Kitchens

G Green Rooms

D Disabled Restrooms

ACCESS TO THE GCCEC

The GCCEC is located at:
2684-2690 Gold Coast Hwy
Broadbeach QLD 4218

PARKING

The GCCEC car park entrance is at the northern end of the building, accessible from traffic lights off the Gold Coast Highway and the main driveway off TE Peters Drive.

A \$12 inclusive of GST flat rate is charged for car parking at the centre. The car park is open 24 hours, seven days a week.

G:LINK LIGHT RAIL

The Gold Coast's G:link light rail system is a 13-kilometre corridor connecting Griffith University to Broadbeach, passing through the key activity centres of Surfers Paradise and Southport.

The service provides an easily-accessible and affordable transport option for delegates, with the Broadbeach North Station conveniently located just metres from the Centre's main entrance.

Services run seven days a week, approximately every 10 to 15 minutes. The network connects Broadbeach and Surfers Paradise with a travel time of 10 minutes.

A single trip from Surfers Paradise to Broadbeach costs under \$4.00 with a go card or \$5.20 for a paper ticket. To plan your journey and view fares visit www.translink.com.au or for more information on the G:link visit ridetheg.com.au

G:link Scheduled Services Guide:

	Monday – Friday	Saturday	Sunday
00:00 - 05:00	No Service	Every 30 mins	Every 30 mins
05:00 - 7:00	Every 15 mins	Every 15 mins	Every 15 mins
7:00 - 19:00	Every 7.5 mins	Every 10 mins	Every 10 mins
19:00 - 24:00	Every 15 min	Every 15 mins	Every 15 mins

Gold Coast Cabs

Phone: 13 10 08

Website: www.gccabs.com.au



NOW TGA APPROVED¹

THE FIRST-IN-CLASS TREATMENT THAT SELECTIVELY BLOCKS IL-23

IN MODERATE-TO-SEVERE PLAQUE PSORIASIS¹



PBS Information: This product is not listed on the PBS.

Please review Product Information before prescribing (available from http://www.janssen.com.au/Tremfya_PI)

TREMIFYA® (guselkumab) MINIMUM PRODUCT INFORMATION. INDICATIONS: TREMFYA is indicated for the treatment of adult patients (18 years or older) with moderate to severe plaque psoriasis who are candidates for systemic therapy or phototherapy. **CONTRAINDICATIONS:** Serious hypersensitivity to guselkumab or any of the excipients. **PRECAUTIONS: Infections:** TREMFYA may increase risk of infections. **Tuberculosis (TB):** Evaluate for TB prior to initiating treatment. Do not administer to patients with active TB. Treat latent TB before administration. Consider anti-TB therapy in patients with suspected TB. Monitor patients for TB during and after treatment. **Immunisations:** Live vaccines should not be used concurrently in patients treated with TREMFYA. Before live viral or live bacterial vaccination, treatment with TREMFYA should be withheld for at least 12 weeks from last dose and not resumed for at least 2 weeks after vaccination. See full PI. **Use in Pregnancy – Category B1. INTERACTIONS:** Live vaccines. No other meaningful interactions have been identified. See full PI. **ADVERSE EFFECTS:** Injection site reactions; diarrhoea; upper respiratory infections; gastroenteritis; herpes simplex infections; tinea infections; arthralgia; headache. **DOSAGE AND ADMINISTRATION:** Subcutaneous injection. 100 mg at week 0, week 4 and every 8 weeks thereafter. **PRESENTATION:** Pre-filled 1mL glass syringe in a passive needle-guard delivery system. **STORAGE CONDITIONS:** Store in a refrigerator (2°C – 8°C). Do not freeze. Do not shake. Protect from light. **Date of preparation:** 16 March 2018

▼ This medicinal product is subject to additional monitoring in Australia. This will allow quick identification of new safety information. Healthcare professionals are asked to report any suspected adverse events at www.tga.gov.au/reporting-problems.

TGA: Therapeutic Goods Administration. IL: interleukin. **Reference: 1.** TREMFYA (guselkumab) Approved Product Information, 15 March 2018.
©Janssen-Cilag Pty Ltd 2018. Trademarks and brand names are the property of Johnson & Johnson, its affiliates or third party owners. Janssen-Cilag Pty Ltd, ABN 47 000 129 975. 1-5 Khartoum Road, Macquarie Park NSW 2113. Phone: 1800 226 334. CP-56716. JANS2223/EMBC. Date of preparation: April 2018.

janssen  **Immunology**
PHARMACEUTICAL COMPANIES OF **Johnson & Johnson**

PROGRAM AT A GLANCE

SATURDAY 19 MAY 2018

OPENING BY PRESIDENT AND WELCOME TO COUNTRY 0830-0845 ARENA 1B		
PLENARY SESSION 1 0845-1015 ARENA 1B		AUSTRALIAN DERMATOLOGY NURSES ASSOCIATION (ADNA) MEETING 0900-1030 ROOMS 5 AND 6
MORNING TEA 1015-1045 TRADE EXHIBITION – HALLS 1-3		ADNA MORNING TEA 1030-1100 TRADE EXHIBITION – HALLS 1-3
REGISTRAR AND FELLOW UPDATE - MEDICAL 1045-1230 ARENA 1B	PROCEDURAL DERMATOLOGY - MOHS PEER REVIEW 1045-1230 ARENA 1A	ADNA MEETING 1100-1230 ROOMS 5 AND 6
LUNCH 1230-1400 TRADE EXHIBITION – HALLS 1-3	LUNCH 1230-1330 TRADE EXHIBITION – HALLS 1-3	ADNA LUNCH 1230-1330 TRADE EXHIBITION – HALLS 1-3
REGISTRAR FORUM 1400-1515 ARENA 1B	PROCEDURAL DERMATOLOGY - MOHS & SURGERY UPDATE 1330-1515 ARENA 1A	ADNA MEETING 1330-1500 ROOMS 5 AND 6
AFTERNOON TEA 1515-1545 TRADE EXHIBITION – HALLS 1-3	AFTERNOON TEA 1515-1530 TRADE EXHIBITION – HALLS 1-3	ADNA AFTERNOON TEA 1500-1530 TRADE EXHIBITION – HALLS 1-3
MISCELLANEOUS AND OTHER SURPRISES 1545-1730 ARENA 1B	MOHS QUALITY ASSURANCE PROGRAM AND FELLOW TALKS 1530-1700 ARENA 1A	ADNA MEETING 1530-1630 ROOMS 5 AND 6
	MOHS BUSINESS MEETING - CLOSED SESSION 1700-1730 ARENA 1A	
CONFERENCE DINNER 1900-2300 ARENA 2		

SUNDAY 20 MAY 2018

JANSSEN-CILAG SPONSORED BREAKFAST 0730-0830 CENTRAL ROOM B & C 	ELI LILLY SPONSORED BREAKFAST 0730-0830 CENTRAL ROOM A 	
ALL ABOUT ACNE SYMPOSIUM 0845-1015 ARENA 1B	PROCEDURAL DERMATOLOGY – FREE PAPERS 0845-1015 ARENA 1A	ADNA MEETING 0900-1030 ROOMS 5 AND 6
MORNING TEA 1015-1045 TRADE EXHIBITION – HALLS 1-3		ADNA MORNING TEA 1030-1100 TRADE EXHIBITION – HALLS 1-3
PLENARY SESSION 2 1045-1230 ARENA 1B		ADNA MEETING 1100-1300 ROOMS 5 AND 6
LUNCH 1230-1330 TRADE EXHIBITION – HALLS 1-3		ADNA LUNCH 1300-1400 TRADE EXHIBITION – HALLS 1-3
CLINICOPATHOLOGICAL CORRELATION 1330-1515 ARENA 1B	SUPERVISOR TRAINING 1330-1515 CENTRAL ROOM A	ADNA MEETING 1400-1515 ROOMS 5 AND 6
AFTERNOON TEA 1515-1545 TRADE EXHIBITION – HALLS 1-3		
DERMATOLOGY AND THE FUTURE 1545-1700 ARENA 1B	PSORIASIS SYMPOSIUM 1545-1715 ARENA 1A	
CONFERRING CEREMONY 1800-1900 ARENA 1B		
FOUNDERS' COCKTAIL PARTY 1900-1930 FOYERS E & F, LEVEL 2		

ASMS



MONDAY 21 MAY 2018

SANOFI GENZYME SPONSORED BREAKFAST 0730-0830 CENTRAL ROOM B & C <small>SANOFI GENZYME</small>	NOVARTIS SPONSORED BREAKFAST 0730-0830 CENTRAL ROOM A <small>NOVARTIS</small>
PAEDIATRIC SYMPOSIUM 0845-1015 ARENA 1B	CONTACT DERMATITIS SYMPOSIUM 0845-1015 ARENA 1A
MORNING TEA 1015-1100 TRADE EXHIBITION – HALLS 1-3	
PLENARY SESSION 3 1100-1230 ARENA 1B	
LUNCH 1230-1330 TRADE EXHIBITION – HALLS 1-3	
MELANOMA & SKIN CANCER FREE COMMUNICATIONS 1330-1515 ARENA 1B	DERMATOLOGY HOSPITALIST 1330-1515 ARENA 1A
AFTERNOON TEA 1515-1545 TRADE EXHIBITION – HALLS 1-3	
ANNUAL GENERAL MEETING 1545-1730 ARENA 1B	REGISTRAR TEACHING SESSION 1545-1730 ARENA 1A

TUESDAY 22 MAY 2018

		THE PRIVATE PRACTICE BREAKFAST 0730-0830 CENTRAL ROOM A <small>the privatepractice</small>
LASER AND COSMETIC DERMATOLOGY 0845-1015 ARENA 1B	TRANSLATIONAL RESEARCH 0845-1015 ARENA 1A	
MORNING TEA 1015-1100 TRADE EXHIBITION – HALLS 1-3		
PLENARY SESSION 4 AND AWARDING OF PRIZES 1100-1230 ARENA 1B		
LUNCH 1230-1330 TRADE EXHIBITION – HALLS 1-3		
WHAT'S NEW IN JOURNALS 1330-1515 ARENA 1B	DERMATOLOGY RESEARCH 1330-1515 ARENA 1A	SUPERVISOR TRAINING - REPEATED 1330-1515 CENTRAL ROOM A



ASMS

SCIENTIFIC PROGRAM

SATURDAY 19 MAY 2018

0700-1700 REGISTRATION DESK OPEN

0830-0845 OPENING SESSION
Room: Arena 1B

0830-0845 Welcome to country
President's welcome, **Dr A. Miller**

0845-1015 PLENARY SESSION 1
Room: Arena 1B
Chairs: **Dr D. Francis, Prof. H. P. Soyer**

0845-0905 **Prof. J. Robinson**
Partner-assisted skin self-examination for early detection of melanoma

0905-0925 **Prof. M. Janda**
Mobile health, consumer perception and dermatology

0925-0945 **A/Prof. J. Bordeaux**
When Mohs really matters

0945-1005 **Prof. P. Wolf**
Update in phototherapy

1005-1015 Questions

1015 **END OF SESSION**

1015-1045 MORNING TEA IN THE TRADE EXHIBITION, HALLS 1-3

1045-1230 REGISTRAR AND FELLOW UPDATE - MEDICAL
Room: Arena 1B
Chairs: **Dr K. Koh, Dr C. Faulkner**

1045-1059 **Dr M. Gupta**
Phototherapy - relevance in current dermatology practice

1059-1113 **Dr A. Howard**
Update on tumours of the nail

1113-1127 **Dr K. Chen**
Evidenced based medicine series:
Surviving survival analysis

1127-1141 **A/Prof. S. Gilmore**
Nicotinamide and skin cancer chemoprevention: The jury is still out

1141-1155 **Dr J. Yeatman**
Update in psychocutaneous medicine

1155-1209 **Dr A. Yazdabadi**
Skin thinking, artificial intelligence and dermatology

1209-1223 **A/Prof. S. Smith**
Atopic dermatitis: An Australian management consensus

1223-1230 Questions

1230 **END OF SESSION**

1230-1400 LUNCH IN THE TRADE EXHIBITION, HALLS 1-3

1045-1230 PROCEDURAL DERMATOLOGY - MOHS PEER REVIEW
Room: Arena 1A
Chairs: **Dr K. Lun, Dr D. Coates**

1045-1110 **A/Prof. J. Bordeaux**
Monster Mohs defects

1110-1125 **Dr P. Salmon**
Superficial disease is harder to clear than infiltrative disease on the nasal tip and alar

1125-1225 **A/Prof. J. Bordeaux, A/Prof. S. Huilgol and Dr J. Pagliaro**
Closure panel

1225-1230 Questions

1230 **END OF SESSION**

1230-1330 LUNCH IN THE TRADE EXHIBITION, HALLS 1-3

ASMEI SCIENTIFIC PROGRAM

SATURDAY 19 MAY 2018

1400-1515	REGISTRAR FORUM Room: Arena 1B Chairs: Dr M. Manahan, Dr K. DeAmbrosio
1400-1409	Dr Y. Nguyen A complex case of vulval pyoderma gangrenosum
1409-1418	Dr F. Poon Cutaneous epstein barr virus-associated diffuse large B-cell lymphoma presenting against a background of angioimmunoblastic t-cell lymphoma
1418-1427	Dr M. Vu Outcomes of ustekinumab exposure during pregnancy: A case series of six chronic plaque psoriasis patients and literature review
1427-1436	Dr G. Harvey Patient characteristics of women treated with topical imiquimod for vulval intraepithelial neoplasia
1436-1445	Dr N. Adler Tumour mutation status and melanoma recurrence following a negative sentinel lymph node biopsy
1445-1454	Dr A. Honigman Chronic spontaneous urticaria: A review of the guidelines
1454-1503	Dr M. Vu MoleMap lesion distribution analysis
1503-1512	Dr K. Sharpe Recognising and responding to Queensland tick typhus: Rickettsial australis
1512-1515	Questions
1515	END OF SESSION
1515-1545	AFTERNOON TEA IN THE TRADE EXHIBITION, HALLS 1-3

1330-1515	PROCEDURAL DERMATOLOGY – MOHS AND SURGERY UPDATE Room: Arena 1A Chairs: Dr K. Lun, Dr D. Coates
1330-1347	Dr T. Smtih Periocular reconstruction after Mohs
1347-1404	Dr P. Belt Reconstruction after Mohs
1404-1410	Dr A. Adams Update on PNI registry
1410-1430	Prof. B. Panizza Cutaneous malignancy with perineural spread; An entity not to be missed
1430-1515	Dr T. Smtih, Dr P. Belt, Dr B. O'Brien, Prof. B. Panizza and A/Prof. M. Foote Panel discussion
1515	END OF SESSION
1515-1530	AFTERNOON TEA IN THE TRADE EXHIBITION, HALLS 1-3



ASME1 SCIENTIFIC PROGRAM

SATURDAY 19 MAY 2018

1545-1730	MISCELLANEOUS AND OTHER SURPRISES Room: Arena 1B Chair: A/Prof. S. Smith	1530-1700	MOHS QUALITY ASSURANCE PROGRAM AND FELLOW TALKS Room: Arena 1A Chair: Dr E. Yiasemides
1545-1556	Dr S. Saikal Dermatological healthcare needs of Syrian refugees in Jordan	1530-1540	Dr S. Cabrera Synoptic reporting on margin control for Mohs micrographic surgery
1556-1607	Dr B. Miller Outreach dermatology services provided by telehealth: Enabling access to specialist dermatology care for patients in regional and rural areas	1540-1550	Dr H. Smith Outlying practice in Mohs surgery. What we know and what we can do about it
1607-1618	Dr E. Forward and Dr I. Grigoris Dermatology in Madagascar - the role for a future telecommunication service	1550-1557	Dr C. Cordoba Rincon Cutaneous sarcomas managed by Mohs surgery. A retrospective review
1618-1629	Mr A. Ngoo Fighting melanoma with smartphones - a snapshot of where we are in 2017	1557-1604	Dr G. Foxton The use of Mohs micrographic surgery for melanoma in situ and lentigo maligna. An Australian experience
1629-1640	Mr A. Bowling A use case for artificial intelligence as an effective triage tool in tele-dermatology program	1604-1611	Dr S. Tucker Advantages of tangential shave excision over traditional curettage for debulking of Mohs specimens
1640-1651	Dr W. Cranwell The role of transference and countertransference in the practice of dermatology	1611-1618	Dr B. Swan Antiseptic use in Mohs surgery: British Society for Dermatological Surgery and Australasian College of Dermatologists Mohs Member Survey
1651-1702	Dr J. Shannon Medico legal "it's hypothetical" with audience participation via smart phone poll	1618-1620	Questions
1702-1730	Dr B. Carew Dermoscopy championship	1620-1640	Mohs Quality Assurance Program
1730	END OF SESSION	1640-1645	Dr A. Verma Measures of quality in the Mohs laboratory
		1645-1700	Mohs scientist and technician special interest group update
		1700	END OF SESSION
		1700-1730	MOHS BUSINESS MEETING (CLOSED SESSION) Room: Arena 1A Chair: Dr E. Yiasemides

SOCIAL PROGRAM

1900-2300

Conference Dinner
Arena 2
Gold Coast Convention and Exhibition Centre

SATURDAY 19 MAY 2018

ADNA MEETING SPONSOR:



0800-0900	REGISTRATION AND ARRIVAL TEA AND COFFEE
0830-0845	OPENING SESSION Room: Arena 1B
0830-0845	Welcome to country President's welcome, Dr A. Miller
0900-1030	SESSION ONE Room: Room 5 and 6
0900-0915	Ms K. Dazkiw Welcome and housekeeping
0915-0945	Ms S. Habibvand Psychosexual effects of psoriasis
0945-1000	Ms J. Weidinger Eczema module
1000-1030	Ms L. Herbert Nursing Informatics Australia
1030	END OF SESSION
1030-1100	MORNING TEA IN THE TRADE EXHIBITION, HALLS 1-3
1100-1230	SESSION TWO Room: Room 5 and 6
1100-1200	Dr J. Ciciulla Melbourne pathology pathologist / histology and specimens
1200-1230	Dr E. Ryan The new topical eczema treatments: News from United States of America
1230	END OF SESSION
1230-1330	LUNCH IN THE TRADE EXHIBITION, HALLS 1-3
1330-1500	SESSION THREE Room: Room 5 and 6
1330-1400	Ms M. Hoang Adverse reactions/injectables
1400-1500	Ms J. Bryce Senior federal professional officer/ standards for practice
1500	END OF SESSION
1500-1530	AFTERNOON TEA IN THE TRADE EXHIBITION, HALLS 1-3
1530-1630	SESSION FOUR Room: Room 5 and 6
1530-1630	Annual General Meeting
1630	END OF SESSION

ASME SCIENTIFIC PROGRAM

SUNDAY 20 MAY 2018

0700-1700 REGISTRATION DESK OPEN	
0730-0830	JANSSEN-CILAG SPONSORED BREAKFAST Room: Central Room B & C Chair: A/Prof. C. Baker Dr T. Kenna, Prof. M Brown, Dr J. Begun and Prof. W. Weninger Getting to the source of inflammatory disorders - Similarities and differences of immune pathways in immune-mediated inflammatory disorders (IMIDs): What are the implications for patients with psoriasis
0730-0830	ELI LILLY SPONSORED BREAKFAST Room: Central Room A Chair: J. Brockie Dr D. Horne, Dr J. Sullivan and Dr J. Zochling The hidden side of psoriasis
0845-1015	ALL ABOUT ACNE Room: Arena 1B Chair: Dr K. Lun, Dr D. Coates Chair: Dr J-A. See
0845-0920	Dr J-A. See and Dr P. Artemi Acne conundrums, difficult questions and challenging patients - from skin care oral isotretinoin and beyond
0920-0950	Dr C. Evans Exploring acne therapy with advanced microscopy
0950-1015	Dr J-A. See and Dr P. Artemi What's around the corner in acne
1015	END OF SESSION
0845-1015	PROCEDURAL DERMATOLOGY – FREE PAPERS Room: Arena 1A Chairs: Dr K. Lun, Dr D. Coates
0845-0900	Dr G. Moreno Predictive factors for complex surgery in non-melanoma skin cancer. Lessons learned from Mohs surgery at The Skin Hospital, Sydney
0900-0915	Dr P. Salmon Utility of the bridge flap in the reconstruction of lower leg defects after skin cancer extirpation
0915-0930	Dr T. Phan Repair of nasal alar defects using a simple and novel technique of suture-guided secondary intention healing
0930-0945	Dr P. Karas Mohs' micrographic surgery for non-melanoma skin cancer of the ear – Margins and stages
0945-1000	Dr P. Salmon Cryosurgery, not imiquimod or Photodynamic Therapy should be the treatment of choice for superficial basal cell carcinoma on the trunk
1000-1015	Dr K. Lun Extreme dermatology
1015	END OF SESSION
1015-1045 MORNING TEA IN THE TRADE EXHIBITION, HALLS 1-3	

ASME1 SCIENTIFIC PROGRAM

SUNDAY 20 MAY 2018

1045-1230 PLENARY SESSION 2 Room: Arena 1B Chairs: Prof. I. Winship, Prof. H. P. Soyer

1045-1110	Prof. A. Irvine Atopic dermatitis comes of age: Mechanistic insights and new therapies
1110-1135	Prof. E. Duncan Genomics in endocrinology
1135-1200	Prof. M. Brown Genomic risk prediction
1200-1220	Prof. I. Winship Discussion panel: Genomics in dermatology
1220-1230	Questions
1230	END OF SESSION

1230-1330 LUNCH IN THE TRADE EXHIBITION, HALLS 1-3

1330-1515 CLINICOPATHOLOGICAL CORRELATION
Room: Arena 1B
Chair: Dr J. Muir

1330-1515 SUPERVISOR TRAINING
Room: Central Room A

1515-1545 AFTERNOON TEA IN THE TRADE EXHIBITION, HALLS 1-3

1545-1700 DERMATOLOGY AND THE FUTURE
Room: Arena 1B
Chair: A/Prof. S. Shumack

1545-1605	Dr A. Oakley DermNet New Zealand and the Dr Google phenomenon
1605-1625	Prof. H. P. Soyer When will AI take over?
1625-1645	A/Prof. S. Smith Technology in dermatology: Are there any caveats?
1645-1700	A/Prof S. Shumack Discussion panel
1700	END OF SESSION

1545-1715 PSORIASIS SYMPOSIUM
Room: Arena 1A
Chairs: Dr M. Andrews, Dr J. Sullivan, Prof. A. Irvine

1545-1600	Dr E. Forward A prospective study looking at the diagnosis and management of paediatric psoriasis
1600-1610	Dr H. Sudusinghe Clinical and safety profile of systemic agents in childhood psoriasis: A descriptive study
1610-1625	Dr M. Andrews Psoriasis in adolescence
1625-1640	Dr R. Miller Psoriasis in indigenous Australians: A North Queensland experience
1640-1700	Dr D. Rubel Travel medicine and vaccination for the psoriatic patient
1700-1715	Dr G. Marshman Serious infections in the psoriatic patient
1715	END OF SESSION



SUNDAY 20 MAY 2018

ADNA MEETING SPONSOR:



0900-1030

SESSION FIVE
Room: Room 5 and 6

0900-0930

Dr R. Meani
Angioedema

0930-1000

Ms I. Lavers
EGO award recipient- Acne

1000-1030

Ms R. Woodbine
Injectables

1030

END OF SESSION

1030-1100

**MORNING TEA IN THE TRADE
EXHIBITION, HALLS 1-3**

1100-1300

SESSION SIX
Room: Room 5 and 6

1100-1130

Dr E. McMeniman
Hidradenitis suppurativa

1130-1230

Prof. K. Papp
Urticaria

1230-1300

Prof. K. Papp
PsO and CSU

1300

END OF SESSION

1300-1400

**LUNCH IN THE TRADE
EXHIBITION, HALLS 1-3**

1400-1515

SESSION SEVEN
Room: Room 5 and 6

1400-1430

Prof J. Thompson
New melanoma guidelines

1430-1500

Ms E. Senior
Wound management/care

1500-1515

Award presentation

1515

END OF SESSION

INDUCTION OF NEW FELLOWS

Dr Zachary Boyce
Dr Benjamin Daniel
Dr Bonnie Fergie
Dr Sarah Hannam
Dr Shivam Kapila
Dr Yong Chern Kho
Dr Lauren Kunde
Dr Patricia Le
Dr Matthew Lin
Dr Melissa Manahan
Dr Ashling McNally
Dr Adam Quinn
Dr Rebecca Sanderson
Dr Annabel Stevenson
Dr Tahereh Taklif
Dr Benjamin Thompson
Dr Stephanie Tizi

AUSTRALASIAN COLLEGE OF DERMATOLOGISTS TRAVELLING FELLOWSHIP FROM 2017 EXAMINATIONS

Dr Matthew Lin

FOUNDERS' MEDAL FOR PROCEDURAL DERMATOLOGY FOR 2017

Dr Matthew Lin

KEN PAVER MEDAL FOR MEDICAL DERMATOLOGY FOR 2017

Dr Matthew Lin

ADRIAN JOHNSON MEMORIAL PRIZE FOR 2017

Dr Charles Xie

CEREMONY FOR CONFERRING OF DIPLOMAS AND AWARDS 2018

Sunday 20 May 2018, 6.00pm

Arena 1B

Gold Coast Convention and Exhibition Centre

2684-2690 Gold Coast Highway

Broadbeach QLD 4218

PROGRAM

PROCESSIONAL MUSIC

Handels Hornpipe

ACADEMIC PROCESSION

The audience is requested to stand when the academic procession enters the hall; and to remain standing for the singing of the National Anthems of Australia and New Zealand.

OPENING PROCEEDINGS

Dr Andrew Miller, President of the Australasian College of Dermatologists, will declare the proceedings open and address the assembly.

SILVER MEDAL

Associate Professor Chris Baker

BELISARIO AWARD FOR ACADEMIC DERMATOLOGY

Professor John W Kelly AM

CERTIFICATE OF MERITORIOUS SERVICE

Dr Terence Casey
Dr Ivan Simmons
Clinical Associate Professor Carl Vinciullo

HONORARY FELLOWS

Dr Andrew Griffiths
Professor Klaus Wolff

INTERNATIONAL OUTREACH AWARD

Dr Margot Whitfeld

MERVYN GOLD, OAM, AWARD

Dr Lloyd Hale

GRADUATE FROM THE ACD MOHS MICROGRAPHIC SURGERY TRAINING PROGRAM

Dr Ray Cocciolone
Dr Lauren Young

FELLOWS ELECTED UNDER CLAUSE 3.2 OF THE COLLEGE CONSTITUTION

Dr Jane Khoury
Dr John Snow

EILEEN COLLINS MEMORIAL PRIZE FOR 2017

Dr Shelley Ji Eun Hwang

OATH OF ETHICS

The new Fellows will affirm the Oath of Ethics.
The Oath will be recited by Dr Matthew Lin.

MUSIC INTERLUDE

Boccherini Minuet

JOHN REID ORATION

To be given by Professor Ian Frazer AC FRS

CONCLUSION

The assembly is requested to stand as the academic procession leaves the auditorium.

RECESSIONAL MUSIC

Autumn from the Four Seasons

MUSIC

Music by The Gold Coast String Quartet

Guests of the conferring ceremony are invited to stay and enjoy light refreshments in Foyers E & F.

ASMEI SCIENTIFIC PROGRAM

MONDAY 21 MAY 2018

0700-1700		REGISTRATION DESK OPEN	
0730-0830	SANOFI GENZYME SPONSORED BREAKFAST Room: Central Room B & C Chair: Dr D. Rubel	0730-0830	NOVARTIS SPONSORED BREAKFAST Room: Central Room A Chair: A/Prof. S. Smith
	Dr M. Boguniewicz, A/Prof. S. Shumack, A/Prof. G. Siller and Dr S. Sidhu The evolving management of severe atopic dermatitis		Dr K. Papp 'Myth Buster' - Addressing key questions that arise on the clinical use of secukinumab in Psoriasis and omalizumab in CSU
0845-1015	PAEDIATRIC SYMPOSIUM Room: Arena 1B Chairs: Dr L. Martin, Dr T. Zappala	0845-1015	CONTACT DERMATITIS SYMPOSIUM Room: Arena 1A Chair: A/Prof. R. Nixon
0845-0855	Dr D. Orchard The use of intranasal fentanyl for paediatric v-beam laser in an outpatient setting	0845-0855	Dr P. Dickson Biting down on the truth
0855-0905	Dr T. Tancharoen Classification of vascular anomalies and their genetic correlations	0855-0905	Dr S. Saikal Severe generalised cutaneous eruptions associated with the topical use of buprenorphine
0905-0915	Dr H. Sudusinghe Patterned behaviour and response to current treatments among children with Stevens–Johnson syndrome/toxic epidermal necrolysis spectrum: A prospective study	0905-0915	Dr M. Hishon Acrylic acid allergy 'masquerades' as shingles rash for over three years
0915-0925	Mr B. Lee Prospective study on the ocular manifestations in inherited epidermolysis bullosa	0915-0925	Dr R. Davenport Allergic contact dermatitis to sunscreens in 2018
0925-0935	Dr M. Kim Salivary cortisol testing as a screening tool in detection of hypothalamic-pituitary-adrenal axis suppression in children with eczema on topical corticosteroids	0925-0935	Dr A. Ross Contact allergy to rubber accelerators: 1993-2017
0935-0945	Dr J. Bui Dermatopathology of cutaneous infections in the paediatric haematopoietic stem cell transplantation, haematology and oncology patient population	0935-0945	A/Prof. R. Nixon Contact allergy to methylisothiazolinone: The end of the epidemic?
0945-0955	Dr K-L. Hon Evaluating skin equipment for assessing childhood eczema	0945-0955	Dr J. Witherspoon Case report: The psychological benefits of therapeutic patch testing for overcoming phobia to skin sensations
0955-1005	A/Prof. C. Wilson Experiences with wet-wrapping: Patient and carer perspectives	0955-1005	A/Prof. R. Nixon Preventing occupational contact dermatitis in Australian healthcare workers: Translating our research into action
1005-1015	Questions	1005-1015	Questions
1015	END OF SESSION	1015	END OF SESSION
1015-1100		MORNING TEA IN THE TRADE EXHIBITION, HALLS 1-3	



ASMS1 SCIENTIFIC PROGRAM

MONDAY 21 MAY 2018

1100-1230 PLENARY SESSION 3 Room: Arena 1B Chairs: A/Prof. G. Fischer, Dr V. Mar

1100-1125	Prof. J. Robinson Sun-protected outdoor physical activity in melanoma survivors
1125-1145	A/Prof. J. Bordeaux Disparities in melanoma care
1145-1205	Prof. A. Irvine Diagnostic and therapeutic challenges in paediatric dermatology
1205-1225	Prof. P. Wolf Mycosis fungoides and the role of photo(chemo)therapy
1225-1230	Questions
1230	END OF SESSION

1230-1330 LUNCH IN THE TRADE EXHIBITION, HALLS 1-3

1330-1515 MELANOMA & SKIN CANCER FREE COMMUNICATIONS Room: Arena 1B Chair: A/Prof. A. Chong

1330-1342	Dr C. Xie A national clinical quality registry for melanoma – a major strategy to improve patient outcomes
1342-1354	Dr E. Wee Clinically amelanotic/hypomelanotic melanoma: Anatomic location, risk factors and survival
1354-1406	Dr J. Rayner Phenotypic and genotypic analysis of amelanotic melanoma patients drawn from a Queensland case-control study
1406-1418	Dr P. Star Appropriate cancer surveillance plan for the BAP1 positive patient: A proposed interdisciplinary consensus strategy
1418-1430	Dr S. de Menezes A close shave: Population trends in biopsy methods used to diagnose melanoma, impacts on microstaging and management
1430-1442	A/Prof. M. Foote Ongoing high quality randomised trials investigating the role of radiotherapy for melanoma in a changing treatment landscape
1442-1454	Dr K. Gudmundsen Linear basal cell carcinomas
1454-1506	Dr R. Liu Vismodegib: Challenges and experiences in the Pharmaceutical Benefits Scheme era
1506-1515	Questions
1515	END OF SESSION

1330-1515 DERMATOLOGY HOSPITALIST Room: Arena 1A Chairs: Dr G. Butler, Prof. P. Fernandez-Penas

1330-1342	Dr G. Ross Porphyria update - multidisciplinary porphyria clinic at Royal Melbourne Hospital
1342-1354	Mr A. Honigman Haematopoietic stem cell transplantation (HSCT) and the hospital dermatologist: A retrospective cohort study
1354-1406	Dr A. Kothapalli Post-operative wound infection rates following diagnostic skin biopsies in dermatology patients at an Australian tertiary hospital
1406-1418	Dr G. Consuegra and Dr J. Wells Primary cutaneous CD30+ lymphoproliferative disorders: An update and a brief review of our experience at Westmead Hospital
1418-1430	Dr L. J. Leow, Dr A. Tran and Dr T. Stewart Dermatologic surgery in the hospital theatre
1430-1442	Dr C. Zhao Cutaneous toxicities from epidermal growth factor receptor inhibitors (EGFRi): A clinical update
1442-1503	Prof. P. Fernandez-Penas Directions of the dermatology hospitalist group
1503-1515	Questions
1515	END OF SESSION

ASME1 SCIENTIFIC PROGRAM

MONDAY 21 MAY 2018

1515-1545

AFTERNOON TEA IN THE TRADE EXHIBITION, HALLS 1-3

1545-1730

ANNUAL GENERAL MEETING

Room: Arena 1B

Chair: Dr A. Miller

1545-1630

Annual General Meeting

1630-1700

Questions

1700-1730

Meet the Board

1730

END OF SESSION

1545-1730

REGISTRAR TRAINING SESSION

Room: Arena 1A

Chair: Dr J. Wu

1545-1600

Prof. J. Robinson

Tips for publishing your work

1600-1615

Prof. A. Irvine

Lessons learned in 16 years as a paediatric dermatologist

1615-1630

Dr L. J. Leow

Medicolegal dermatology: Preparing reports and giving expert evidence

1630-1645

Prof. M. Ramam

Clinico-pathological correlations in pigmentary disorders

1645-1700

Prof. P. Wolf

Photoallergy and phototoxicity

1700-1715

Dr G. Moreno

Surgical margins for NMSC, cancer fields and the unexpected

1715-1730

President and Chief Executive Officer question and answer session

1730

END OF SESSION

SOCIAL PROGRAM

0715

GOLF TOURNAMENT

RACV Royal Pines Resort
Ross St, BENOWA

Please arrive at 07:15 for a
07:40 tee off

1800-2000

MEN'S AND LADIES TENNIS TOURNAMENT

Gold Coast Seniors Tennis Club
24 Pizzey Drive, MERMAID
WATERS

Please meet at the ASM
registration desk at 17:30 sharp

ASME1 SCIENTIFIC PROGRAM

TUESDAY 22 MAY 2018

0700-1700 REGISTRATION DESK OPEN

0730-0830 THE PRIVATE PRACTICE BREAKFAST
Room: Central Room A

S. Macarounas

The characteristics of a sale-able practice

0845-1015 LASER AND COSMETIC DERMATOLOGY
Room: Arena 1B
Chairs: A/Prof. M. Freeman, Dr A. Lim

0845-0855 **Dr A. Lim**
Botulinum toxin – the eyes have it

0855-0905 **Dr R. Hills**
Periocular procedures

0905-0915 **Dr R. Hills**
Neck and chin treatments

0915-0925 **Dr S. Manoharan**
Can Picosecond Lasers rejuvenate better than other non-ablative lasers

0925-0935 **Dr P. Artemi**
What is new in sunscreens

0935-0945 **A/Prof. M. Freeman**
What is new in cosmeceuticals

0945-0955 **Dr K. Armour**
An approach to cosmeceuticals in general dermatology practice

0955-1005 **A/Prof. M. Freeman and A/Prof. S. Zagarella**
Debate - Saying no to cosmetic procedures can ruin relationships

1005-1015 Questions

1015 END OF SESSION

0845-1015 TRANSLATIONAL RESEARCH
Room: Arena 1A
Chairs: Dr M. Gupta, Dr A. Yazdabadi

0845-0855 **Dr L. Spelman**
National dermatology radiation oncology registry: New advances in treatment options for patients with skin cancer and inflammatory skin conditions

0855-0905 **Miss I. Pye**
An analysis of hair patterns seen in men using both a hair greying and a hair density scale

0905-0915 **A/Prof. H. Schaidler**
Magnolol induces cell death through PI3K/Akt mediated epigenetic modifications boosting targeted inhibition in BRAF and NRAS mutant melanoma

0915-0925 **Dr C. Zhao**
Anti-programmed cell death-1 immunotherapy (anti-PD1) associated bullous disorders: A systematic review of the literature, classification and management update

0925-0935 **Dr M. Hishon**
Curettage and cautery: An appropriate and effective treatment modality for keratinocyte carcinoma – an Australian perspective

0935-0945 **Dr T. Stewart**
Thyroid autoimmunity in female post-adolescent acne: A case-control study

0945-0955 **Mr B. Lee**
Ocular complications of pemphigus, pemphigoid and epidermolysis bullosa acquisita: A prospective study

0955-1005 **Dr R. Noakes**
Assessing the response of limited scleroderma to manipulation of the kynurenine pathway

1005-1015 Questions

1015 END OF SESSION

1015-1100 MORNING TEA IN THE TRADE EXHIBITION, HALLS 1-3

ASME1 SCIENTIFIC PROGRAM

TUESDAY 22 MAY 2018

1100-1230	PLENARY SESSION 4 AND AWARDING OF PRIZES Room: Arena 1B Chairs: Dr A. Miller, Prof. N. Haass	1140-1150	A/Prof. S. Gilmore Melanoma screening: Informing public health policy with quantitative modelling
1100-1110	Prof. A. Guminski Updates in melanoma 2018	1150-1200	Adj. A/Prof. G. Siller ASN 002 genetically modified adenovirus therapy in the treatment of nodular basal cell carcinoma
1110-1120	Prof. J. Kelly Biopsy methods for melanoma: Evidence review and recommendations from new Australian melanoma clinical practice guidelines	1200-1210	Prof. G. Fogarty Update on the continuing benefits of the dermatology – radiation oncology collaboration
1120-1130	Dr E. McMeniman Overview of melanoma genetics for dermatologists and results of a genetic analysis of multiple primary melanoma patients	1210-1220	A/Prof. A. Guminski Sonidegib's duration of response: Pivotal phase 2 BOLT study over 30 months in patients with locally advanced basal cell carcinoma
1130-1140	Dr H. Collgros Lentigo maligna and lentigo maligna melanoma characteristics, management and evolution: A 10-year retrospective study	1220-1230	Awarding of Prizes
		1230	END OF SESSION
		1230-1330	LUNCH IN THE TRADE EXHIBITION, HALLS 1-3
1330-1515	WHAT'S NEW IN JOURNALS Room: Arena 1B Chairs: Dr Y. Vun	1330-1515	DERMATOLOGY RESEARCH Room: Arena 1A Chairs: Prof. N. Haass, A/Prof. H. Schaidler
1300-1345	Dr K. DeAmbrosis What's new in medical dermatology?	1300-1345	Prof. R. Sinclair Cloning dermal papilla cells for hair transplantation
1345-1430	Dr A. Quinn What's new in surgical dermatology?	1345-1400	A/Prof. K. Khosrotehrani From UV induced and germline mutations to BCCs and SCCs: Tracking the culprit
1430-1515	Dr S. Davidson What's new in paediatric dermatology?	1400-1415	Prof. P. Fernandez-Penas Proteomic changes from AK to SCC
1515	END OF SESSION	1415-1430	Dr V. Mar Victorian melanoma service: Research highlights and introduction of a high-risk follow-up clinic
		1430-1445	A/Prof. H. Schaidler Distinct epigenetic remodelling defines early stress-induced drug tolerance in melanoma
		1445-1500	Prof. N. Haass Rab27a, a novel marker for melanoma metastasis and poor prognosis
		1500-1515	Questions
		1515	END OF SESSION
1330-1515	SUPERVISOR TRAINING (REPEATED) Room: Central Room A		

POSTER PRESENTATIONS

This year the posters will be displayed electronically at the ASM central feature in the trade exhibition. Posters can be viewed individually on computer terminals or delegates may access the E-Posters on their own device via the link <http://acd2018asm.paperlessevents.com.au/>
The link is also available in the menu bar of the ASM app.

E-POSTER SPONSOR



1. **Dr L. Abbott**
Selfies, body image and skin cancer: How does social media shape tanning attitudes and behaviours?
2. **Dr L. Abdel-Malek**
Combined dermatology-stoma clinic 2 years on, advances and changes
3. **Dr L. Abdel-Malek**
Combined dermatology/vascular wound clinic – a multidisciplinary approach to ulcer management
4. **Dr L. Abdel-Malek**
Weight based cost of biologics for psoriasis – value for money vs PASI scores
5. **Dr L. Abdel-Malek**
Weight based cost of systemic immunosuppression based upon PBS dispensing fee – should this be considered when prescribing?
6. **Dr A. Adams**
A case study: Felty's syndrome complicated by pyoderma gangrenosum: Is there a need for a multidisciplinary team approach?
7. **Dr A. Adams**
Can risk of recurrence of NMSC with perineural invasion be predicted?: A prospective analysis of the PNI registry
8. **Dr A. Adams**
Perineural invasion in NMSC: Epidemiology and characteristics in two Queensland cohorts, could red hair be protective?
9. **Dr N. Adler**
Concordance of somatic mutational profile in multiple primary melanomas
10. **Dr N. Adler**
Fluconazole – induced sweet's syndrome: A novel association
11. **Dr L. Anderson**
Successful treatment of cephalic pyoderma gangrenosum associated with granulomatosis with polyangiitis with prednisolone and mycophenolate mofetil
12. **Dr L. Anderson**
Update on safety of topical calcineurin inhibitors in atopic dermatitis: Recommendations and current evidence
13. **Dr S. Andrews**
D-penicillamine induced elastosis perforans serpiginosa: A case report, clinicopathological correlation, and review of the literature
14. **Prof. M. Augustin**
Effect of apremilast on DLQI item responses: Results of a post hoc analysis of the ESTEEM 1 and 2 trials
15. **Prof. M. Augustin**
Patient-reported insights from a multinational, retrospective study of real-world experience of psoriasis patients treated with apremilast in dermatology practices (APPRECIATE)
16. **Ms G. Bak**
A case-control study on the environmental triggers of autoimmune blistering disease
17. **Ms G. Bak**
The association between bullous pemphigoid and neurological disease: A review of the literature
18. **Dr P. Banan**
Full thickness skin necrosis, a rare side effect of warfarin treatment
19. **Dr R. Barsoum**
MAC mimic: a case of multiple syringomas, milia-like cysts and atrophoderma vermiculata masquerading as MAC
20. **Dr C. Beveridge**
Directed secondary intention healing
21. **Dr M. Bian**
Secukinumab treatment in moderate-to-severe psoriasis patients demonstrates sustained low absolute PASI up to 4 years: Results from SCULPTURE extension study
22. **Dr T. Bieber**
Dupilumab with concomitant topical corticosteroids in atopic dermatitis patients who are inadequately controlled with or medically inadvisable for cyclosporine A
23. **Dr N. Biswas**
A florid and unusual case of pityriasis rosea with a papulovesicular presentation
24. **Dr M. Bonning**
Novel use of an adjunctive skin cancer assessment tool utilising elastic scattering spectroscopy and machine learning
25. **Dr J. Bui**
Ant sting causing anaphylaxis: A case report
26. **Dr A. Bullen**
Cutaneous sarcomatoid carcinoma: A case study of a rare condition
27. **Dr A. Bullen**
Interesting case study of giant keratoacanthoma of the hand
28. **Dr N. Burkhardt**
Comparison of ixekizumab with ustekinumab in patients with baseline PASI>15 and/or at-least 3-previous-non-biologic-therapies-treatment-failures: 24-week post-hoc-analysis from a randomized trial (IXORA-S;NCT02561806)
29. **Dr N. Burkhardt**
Efficacy and safety of ixekizumab in a randomized, double-blinded, placebo-controlled, phase 3b clinical trial in patients with moderate-to-severe genital psoriasis
30. **Dr N. Burkhardt**
Essential information for estimating total PASI: A model developed from phase 3 trials of ixekizumab (IXE) for application in teledermatology

31. **Dr N. Burkhardt**
Ixekizumab provides sustained improvement in signs and symptoms in patients with active psoriatic arthritis: Results from a phase 3 trial
32. **Dr N. Burkhardt**
Matching-adjusted indirect comparisons of ixekizumab and secukinumab using etanercept and ustekinumab bridge comparators
33. **Dr L. Chan**
Erythema nodosum associated with muckle-wells syndrome: A case report in a paediatric patient
34. **Dr L. Chan**
PD-1 inhibitor, a double-edged sword? Lichenoid graft versus host disease triggered by pembrolizumab in a patient with Hodgkin's lymphoma
35. **Dr L. Chan**
To give or not to give, that is still the question. A 10 year TEN experience at NSW referral centre
36. **Dr V. Chandran**
Blue vitiligo: A case report
37. **Dr V. Chandran**
"Idiopathic hyperkeratotic migratory flexural erythema" successfully treated with oral amoxicillin-clavulanic acid: A report of 3 cases
38. **Dr M. Chapman**
Sustained improvement in patient-reported outcomes with continued apremilast treatment over 104 weeks in patients with moderate to severe psoriasis
39. **Dr O. Charlton**
A hedgehog opportunity: Management of multiple basal cell carcinomas in a patient treated for acne with facial radiation therapy
40. **Dr O. Charlton**
Rapid progression to gummatous tertiary syphilis in an HIV patient
41. **Dr O. Charlton**
The use of ultrasound in skin cancer
42. **Dr O. Charlton**
Treatment of hailey hailey disease with botulinum toxin
43. **Dr O. Charlton**
Ultrasound in the diagnosis and staging of hidradenitis suppurativa
44. **Miss J. Chen**
Investigating the prevalence of osteopenia and osteoporosis in patients with epidermolysis bullosa
45. **Dr H. Cheng**
Patch testing patients with cheilitis
46. **Dr F. Chiu**
Perforating granuloma annulare of the ear – an example of the utility of teledermatology
47. **Dr E. Choi**
Interferon treatment associated oral lichen planus in a patient with chronic hepatitis B
48. **Dr S. Chong**
Effect of a previous diagnosis of primary invasive melanoma on the progression of subsequent primary invasive melanoma
49. **Dr J. Chung**
Topical corticosteroid wet wrap treatment and adrenal suppression: An Auckland perspective
50. **Dr H. Collgros**
Melanomas on the scalp: Are we diagnosing them late? Experience of two Australian dermatology clinics specialized in melanoma
51. **Miss C. Cox**
Adverse reactions to PD-1 inhibitors
52. **Dr W. Cranwell**
Experience with apremilast in a small cohort of patients with chronic plaque psoriasis
53. **Dr W. Cranwell**
Frontal fibrosing alopecia: Significant hair regrowth after ceasing sunscreen application on the forehead
54. **Dr B. Croker**
Rare but significant adverse reaction to injectable filler material
55. **Dr K. Darch**
N-acetylcysteine for skin picking disorder: A case study and review of the literature
56. **Dr K. Darch**
Xolair use in chronic spontaneous urticaria: A case report, review of evidence, and practical guidelines for use by the dermatologist
57. **Dr S. Das**
Use of dimethyl fumarate to manage bullous pemphigoid and multiple sclerosis
58. **Dr R. Davenport**
Benign skin disease in organ transplant recipients: A study of 331 consecutive Australian patients
59. **Dr R. Davenport**
Merkel cell carcinoma in a patient treated with infliximab: More than a just a coincidence?
60. **Dr R. Davenport**
Outcome measurement instruments for provoked vulvodynia: A systematic review
61. **Dr R. Davenport**
Resolving classic pityriasis rubra pilaris – mimicker of erythema gyratum repens
62. **Dr M. De Brito**
Urticarial vasculitis dependent on systemic steroids: Complete therapeutic response to omalizumab
63. **Dr S. de Menezes**
Error rates associated with Victorian cancer registry data for use in melanoma research
64. **Dr J. Deen**
A case of behçet's disease in a non-endemic region
65. **Dr J. Deen**
An interesting case of leukemia cutis in a 59-year old male with chronic myelomonocytic leukemia and acute myeloid leukemia
66. **Dr J. Deen**
Co-existence of morphoea and lichen sclerosis et atrophicus in a 63 year-old female
67. **Dr K. Deen**
Kaposi sarcoma – treatment-resistance in the African-endemic subtype
68. **Dr J. Deen**
Laugier-hunziker syndrome: An important diagnosis of exclusion
69. **Dr J. Deen**
Photodistributed stevens-johnson syndrome associated with lamotrigine
70. **Dr P. Dickison**
Do not to spear yourself through a wetsuit: Two cases of mycobacterium abscesses
71. **Dr P. Dickison**
Don't be rash: Considerations to be made when creating eLearning resources
72. **Dr P. Dickison**
Lip infantile hemangioma requiring over 4-years of propranolol therapy



POSTER PRESENTATIONS CONTINUED

73. **Dr P. Dickison**
Melanoma in situ incidence is now higher than invasive melanoma incidence – trends from Victoria, Australia, 1985-2015
74. **Dr P. Dickison**
Take the (blood) pressure down: Increased cardiovascular risk in psoriasis patients
75. **Dr P. Dickison**
What lies beneath: Immunosuppression, atypical infection and a massive SCC
76. **Dr A. Dodds**
Dermatology in emergency: An education day
77. **Dr A. Dodds**
Disorders of the integument represent a significant caseload in the emergency department
78. **Dr A. Dodds**
Treatment of en coup de sabre using excimer light
79. **Dr B. Doolan**
A ticking time bomb: A case of Lyme disease
80. **Dr B. Doolan**
Cutaneous lichen planus induced by secukinumab
81. **Dr B. Doolan**
Impact of partial biopsies on the need for complete excisional surgery in the management of cutaneous melanomas: A multi-centre review
82. **Dr R. Dubey**
Vulvovaginal lichen planus: The art and science
83. **Dr H. Edwards**
Periocular Mohs surgery at a large Australian outpatient centre
84. **Dr E. Fanning**
A review of the dermatological manifestations associated with drugs of addiction
85. **Dr E. Fanning**
When rare conditions collide – a case study of a patient with pemphigus vulgaris who developed motor neurone disease
86. **Dr G. Farrah**
A case of atypical hand foot and mouth disease in an immunocompetent adult
87. **Mr A. Flora**
Topical therapies for scabies – do they affect bacteria too?
88. **Prof. P. Foley**
A non-interventional-prospective-12-month study to characterize REAL-life effectiveness and treatment-patterns of secukinumab, and current standard-of-care of chronic plaque psoriasis in Asia-Pacific & Middle-East
89. **Dr G. Fong**
Caution for thiopurine methyltransferase screening before azathioprine commencement – genotyping vs. phenotyping
90. **Dr G. Fong**
Difficulties in the treatment of recalcitrant verruca vulgaris in an immunodeficient patient
91. **Dr G. Fong**
Type I immunological reaction during treatment of borderline lepromatous leprosy
92. **Dr G. Fong**
Umbilicated papular rash in advanced HIV infection
93. **Dr E. Forward**
Alopecia areata following treatment with adalimumab
94. **Dr E. Forward**
Food for thought – a case of shittake flagellate dermatitis
95. **Dr E. Forward**
Invasive melanoma – trends in incidence in Australia
96. **Dr J. Fowler**
Crisaborole ointment improves global atopic dermatitis severity: Pooled results from two phase 3 clinical trials
97. **Dr K. Garbutcheon-Singh**
The cutaneous endocannabinoid system
98. **Dr C. Goh**
Aetiologies and management of periorbital hyperpigmentation (POH): An update and review
99. **Dr H. Gordon**
The relationship between disease severity and quality of life in discoid lupus erythematosus
100. **Mr P. Guitera**
Clinical management of lentigo maligna, a review via the ANZMTG 02.12 RADICAL trial
101. **A/Prof. A. Guminski**
Quality of life in patients with basal cell carcinoma treated with sonidegib
102. **A/Prof. A. Guminski**
Sonidegib safety at 30 months: Results from the phase 2 BOLT trial
103. **Dr M. Hamid**
Unusual presentation of post-operative cutaneous breast cancer metastasis
104. **Mr H. Hammerlindl**
OGT and TET1 mediated H3K4me3 remodelling drives acquired BRAF inhibitor resistance in melanoma
105. **Dr G. Harvey**
Dangerous diets and hazardous 'healthy remedies' in dermatology
106. **Dr J. Head**
Current scope of teledermatology in Australia – a literature review
107. **Dr J. Head**
Topical corticosteroid knowledge in medical students
108. **Dr M. Hishon**
Case report: 'Cluster of jewels' drug eruption to malarial treatment Riamet® (artemether/lumefantrine)
109. **Dr M. Hishon**
Case report: Linear scarring hyperpigmented discoid lupus erythematosus – importance of clinicopathological correlation
110. **Dr M. Hishon**
Initial excisional biopsy compared to shave saucerisation simplifies definitive management options for invasive melanoma
111. **Dr J. Hong**
Measuring skin color using digital camera and macro lens with built-in LED lamps: A clinical application in esthetic treatments
112. **Mr A. Honigman**
Chondrodysplasia punctata (CDPX2) in a male caused by single gene mosaicism: A 20 year follow up
113. **Dr M. Howard**
A patient with disseminated superficial actinic porokeratosis (DSAP) undergoing novel systemic treatment with palifermin (a keratinocyte growth factor) during chemotherapy

114. **Dr M. Howard**
Congenital erythropoietic porphyria (gunther's disease) review, long term followup of a case and a novel topical hypochlorous acid preparation
115. **Dr M. Howard**
Self-treatment of penile lichen sclerosus with topical corticosteroids for over 25 years' duration without significant demonstrable adverse cutaneous side-effects
116. **Dr M. Howard**
Vulvar lichen planus-lichen sclerosus overlap – long term followup of a case and review
117. **Dr N. Huang**
Complications associated with pemphigus vulgaris and its treatment: A case study
118. **Miss C. Hurwitz**
Mohs than meets the eye(brow): Clinical features
119. **Dr G. Hutás**
Secukinumab demonstrates significantly lower immunogenicity potential compared to ixekizumab and adalimumab and ustekinumab in human in vitro assays
120. **Dr P. Kadam**
Investigating the aetiology of telangiectatic matting
121. **Dr P. Kadam**
Isotretinoin and doxycycline use in treating acneiform eruption following chemotherapy
122. **Dr J. Kern**
Identification of tissue damage, extracellular matrix remodeling and bacterial challenge as common mechanisms associated with high-risk cutaneous squamous cell carcinomas
123. **Dr E. Kim**
HLA-B*1502 haplotype screening prior to carbamazepine administration in southeast-Asian ethnic groups near cost-effectiveness in preventing severe cutaneous adverse drug reactions
124. **Dr E. Kim**
PDT in the treatment of cutaneous leishmaniasis tropica
125. **Dr M. Kim**
Vitamin A and C deficiencies – more than a historical footnote
126. **Dr M. Kim**
Voriconazole-induced phototoxicity, malignancy and periostitis in a child with autosomal dominant hyper IgE syndrome
127. **Dr A. Kothapalli**
Hyperkeratotic cutaneous capillary venous malformations in a patient with cerebral cavernous malformations
128. **Dr A. Kothapalli**
Safety and efficacy of anti-PD1 therapy for metastatic melanoma and non-small cell lung cancer in patients with concurrent viral hepatitis
129. **Dr A. Kothapalli**
Why don't doctors report clinical incidents? – a quantitative and qualitative review of patient safety reporting in a hospital setting
130. **Dr N. Laidler**
Cutaneous infection with paucibacillary mycobacterium tuberculosis treated successfully with a modified antituberculous drug regimen
131. **Dr N. Laidler**
Delusions of parasitosis: A brief review of the literature and pathway for diagnosis and treatment
132. **Dr N. Laidler**
Treatment of scalp dysesthesia utilising simple exercises and stretches: A pilot study
133. **Dr A. Laino**
Impact of the internet and social media on HS prevalence rate at the Princess Alexandra Hospital in Brisbane, Australia
134. **Ms S. T. Le**
An unusual presentation of cutaneous syphilis in a patient with anal warts and known HIV
135. **Ms S. T. Le**
Evaluation of AJCC and an alternative tumor classification system for primary vulvar squamous cell carcinoma
136. **Dr Q. Le**
Will ingesting collagen help my wrinkles, doctor?
137. **Dr Q. Le**
Dexamethasone iontophoresis for the treatment of nail psoriasis
138. **Mr B. W. H. Lee**
Thalidomide and doxycycline in the management of junctional epidermolysis bullosa laryngo-onycho-cutaneous syndrome (JEB-LOC)
139. **Mr B. W. H. Lee**
Updates to scoring tools for grading severity of disease in chronic cutaneous blistering diseases
140. **Dr G. Lee**
HMGB1 accelerates regeneration of multiple tissues by transitioning stem cells to Galert
141. **Dr R. Liu**
Psoriasiform eruptions in the context of anti-melanoma immunotherapy
142. **Dr R. Liu**
Vitiligo-like depigmentation in non-melanoma oncology patients treated with immunotherapy
143. **Dr R. Liu**
What's to blame? Cutaneous metastasis in a patient with multiple malignancies
144. **Dr E. Lun**
Investigating patterns of venous incompetence and associated factors in restless leg syndrome
145. **Dr F. Lynch**
A reticulate family tree; dowling degos disease
146. **Dr S. MacDonald**
Dermatologists guide to cultural competency and the LGBTIQ patient
147. **Dr E. Mate**
Long-term psoriasis control following secukinumab discontinuation indicates disease modification of moderate to severe psoriasis: Clinical and mechanistic results
148. **Dr E. Mate**
Secukinumab demonstrates high sustained efficacy and a favourable safety profile through 5 years of treatment in moderate to severe psoriasis
149. **Mr D. Mazzone**
Radiation recall dermatitis secondary to PD-1 Inhibitor. A new adverse reaction
150. **Dr R. McCarthy**
A case of meloxicam induced early toxic epidermal necrosis in a 32-year-old caucasian male
151. **Dr R. McCarthy**
A rare case of a giant heterogenous plaque-type blue naevus
152. **Dr F. Menz**
Necrobiotic xanthogranuloma managed with bortezomib (velcade)



POSTER PRESENTATIONS CONTINUED


153. **A/Prof. P. Nash**
Secukinumab provides sustained improvement in signs and symptoms in active psoriatic arthritis up-to 3years: Data from FUTURE1 and FUTURE2 studies
154. **Mr A. Ngoo**
Efficacy of smartphone applications in high-risk pigmented lesions
155. **Dr Y. Nguyen**
Black marks
156. **Dr Y. Nguyen**
Cutaneous microsphaeropsis arundinis infection in renal transplant recipients
157. **Dr Y. Nguyen**
Lichen sclerosis in pregnancy: A review of 33 cases
158. **Dr A. O'Connor**
Acute haemorrhagic oedema of infancy: A discussion of two cases
159. **Dr H. Oon**
Management of acne and acneiform dermatoses in a subspecialty clinic
160. **Dr T. Papps**
A clinical review of hypotrichosis
161. **Dr T. Papps**
A review of histone deacetylase inhibitors in the mycosis fungoides and sézary syndrome cohorts of primary cutaneous t-cell lymphoma (CTCL)
162. **Dr G. Parham**
Cutaneous and histopathological manifestations of aicardi-goutieres syndrome
163. **Dr N. Paththinige**
Ten cases of lupus vulgaris from Sri Lanka
164. **Dr N. Paththinige**
The clinical efficacy and safety of autologous activated platelet rich plasma injection (AA-PRP) in androgenic alopecia (AGA)
165. **Dr G. Peek**
Management of dysplastic naevi: Australian and international perspectives
166. **Dr G. Peek**
Shave excision: A safe and efficient method for removal of suspicious naevi
167. **Mr J. Peek**
Unusual fungal infections in an immunocompetent host
168. **Dr L. Photiou**
An open label study of tofacitinib in the treatment of alopecia areata
169. **Dr L. Photiou**
An open label study of tofacitinib in the treatment of vitiligo
170. **Dr L. Photiou**
A rare eruption
171. **Dr L. Photiou**
Characteristics of a population of patients with solar urticaria in one institution and a review of the literature
172. **Dr L. Photiou**
Dermatologist versus machine – A study on automated three-dimensional skin imaging with remote evaluation compared to physical examination
173. **Dr L. Photiou**
Glomus tumour of the thumb invisible to MRI - the importance of clinical acumen
174. **Dr L. Photiou**
Severe taxane-related paronychia
175. **Dr T. Pitney**
Erosive pustular dermatosis: A report of 2 cases, one typically confined to the scalp, the other atypical, extensively involving bilateral tibial areas
176. **Dr T. Pitney**
Ulcerating pretibial plaques in ehlers-danlos syndrome type 8: A bioimitator of necrobiosis lipoidica successfully healing with Uva1 phototherapy. Report of a case
177. **Dr T. Pitney**
Ultraviolet a1 phototherapy: Practical and clinical perspectives of clinician and patient experiences in a general dermatologic practice
178. **Dr F. Poon**
Spiky skin in a renal transplant patient
179. **Miss I. Pye**
The next generation of measuring hair density and greying
180. **Dr M. Radjenovic**
A hairpiece for peace of mind
181. **Dr M. Radjenovic**
Cutaneous tuberculosis on the leg of a 7 year old girl – a clinicopathological diagnosis
182. **Dr M. Radjenovic**
Ectropion management in harlequin ichthyosis: A review of the literature
183. **Dr M. Radjenovic**
The first reported case of phialemoniopsis curvata subcutaneous infection
184. **Dr M. Radjenovic**
The oldest surviving Australian patient with harlequin ichthyosis
185. **Dr A. Rajagopalan**
Left or right? An Australian study of the laterality of skin cancers
186. **Dr J. Rayner**
Eruptive pruritus, squamoproliferative lesions and keratoacanthomas in a patient on pembrolizumab for metastatic melanoma – case report and literature review
187. **Dr S. Rea**
A fixed drug eruption to the sugar pills of a combined oral contraceptive
188. **Dr S. Rea**
Erythrokeratoderma variabilis progressive symmetrica – an unusual presentation
189. **Dr S. Rea**
Oral propranolol for the treatment of widespread kaposi sarcoma
190. **Dr S. Rea**
Screening for inflammatory bowel disease in patients with hidradenitis suppurativa using faecal calprotectin levels
191. **Dr A. Rivero**
Anti-MDA5-positive amyopathic dermatomyositis with skin ulceration, severe interstitial lung disease and pneumomediastinum: Case report and review of literature

192. **Dr A. Rivero**
Postoperative pyoderma gangrenosum: Report of two cases and review of literature
193. **Dr M. Robinson**
Case presentation: In-vivo reflectance confocal microscopy for mapping of clinically inconspicuous amelanotic melanoma of the ear
194. **Dr M. Robinson**
Case report: Unexpected PET/CT uptake in benign dermal nevus
195. **Dr M. Robinson**
Case series of pagetoid dendritic cells in reflective confocal microscopy in non-melanoma lesions
196. **Dr M. Robinson**
Panitumumab: A case and literature review of associated cutaneous eruptions and management
197. **Dr S. Saikal**
Allergic reaction to tattoo pigment
198. **Dr S. Saikal**
Case report of toxic epidermal necrolysis (TEN) like acute systemic lupus erythematosus
199. **Dr S. Saikal**
Diagnostic challenges in eczema coxsackium
200. **Dr P. Salmon**
No improvement in rates of melanoma in New Zealand despite another 10 years of public health education
201. **Dr A. Schauer**
Cutaneous collagenous vasculopathy in a 63-year-old male: Case report and literature review
202. **Dr A. Schauer**
Fighting fire with fire: Cutaneous melanoma metastases following imiquimod use
203. **Dr A. Schauer**
Inflammatory linear verrucous epidermal naevi in a 6-year-old
204. **Dr A. Schauer**
Spotting sporotrichosis skin infection – the first Australian paediatric case series
205. **Dr A. Schauer**
Topical testosterone: A hair-raising cause of female pattern hair loss
206. **Dr H. Sexton**
Dermoscopy, pathology and management of basal cell carcinoma and bullous pemphigoid in a patient with dramatic minocycline pigmentation
207. **Dr J. Shannon**
Insulin resistance and acne
208. **Dr J. Shannon**
Insulin resistance and female pattern hair loss
209. **Dr E. Shao**
Cutaneous norcardiosis
210. **Dr K. Sharpe**
Elastosis perforans serpiginosa: Response to treatment with Er:YAG laser
211. **Dr E. Sideris**
Case report of oidiiodendron cerealis infection in the immunosuppressed patient
212. **Prof. R. Sinclair**
Association between psoriasis area and severity index and physician's global assessment responses in moderate-to-severe chronic plaque psoriasis studies of tildrakizumab
213. **Prof. R. Sinclair**
Efficacy of tildrakizumab in patients with chronic plaque psoriasis: Results from long-term extensions to 2 phase 3 clinical studies.
214. **Prof. R. Sinclair**
Efficacy of tildrakizumab for moderate-to-severe chronic plaque psoriasis: Pooled analysis of three randomized controlled studies at weeks 12 and 28
215. **Prof. R. Sinclair**
Impact of body weight on efficacy of tildrakizumab at week 12 in moderate to severe chronic plaque psoriasis
216. **Prof. R. Sinclair**
Safety and tolerability of tildrakizumab in patients with chronic plaque psoriasis: Results from long-term extensions of two phase three studies
217. **Dr F. Spada**
Assessing the reliability of skin analysis devices in determining hydration
218. **Dr F. Spada**
Prevention of skin tears; an achievable goal
219. **Dr L. Spelman**
Continuous treatment with secukinumab300mg demonstrates sustained efficacy in clearing skin, and improving patient-reported outcomes in moderate-to-severe plaque-psoriasis: Two-year results from the CLEAR-study
220. **Dr L. Spelman**
National dermatology radiation oncology registry positive one-off side effect of field cancer radiation therapy to the scalp
221. **Dr P. Star**
Vulval pigmentation and in vivo reflectance confocal microscopy: Extramammary paget disease or metastatic melanoma?
222. **Dr P. Star**
What lies beneath: An extensive scalp crust concealing a thick nodular melanoma
223. **Dr P. Stevenson**
Privacy concerns in teledermatology: Practical steps to protect patient information
224. **Dr T. Stewart**
A case series of segmental and asymmetric hair greying – a new insight into the pathogenesis of greying
225. **Dr T. Stewart**
Australian dermatological workforce survey
226. **Dr T. Stewart**
Cryolipolysis: A review of the Australian experience so far
227. **Dr T. Stewart**
Giant porokeratosis in a transplant recipient: Update on risk of malignant transformation and management approach
228. **Dr D. Strong**
A curious case of hyperpigmentation in a returned traveller
229. **Dr A. Sykes**
Air travel induced cutaneous leukocytoclastic vasculitis
230. **Dr J. Tang**
A retrospective cohort study of melanoma prevalence stratified by body site in a rural & regional Australian population 1994-2017: Site-specific protective mechanisms
231. **Dr A. Tatian**
All that is ringed is not ringworm
232. **Dr A. Tatian**
Pachyonychia congenita tarda: A systematic review of case reports
233. **Dr A. Tatian**
The ex-husband even my immune system is divorcing



POSTER PRESENTATIONS CONTINUED

- 234. Dr J. Taylor**
Is a dermatoscope intended for consumer use adequate to diagnose melanoma?
- 235. Dr A. Tedman**
Characterisation of cutaneous EGFR inhibitor side effects in the treatment of colorectal cancer
- 236. Dr A. Tedman**
Consult capture in the medical record – a twelve month audit of a new paediatric teledermatology service
- 237. Dr C. Thomas**
Multiple benign adnexal tumours: Anything but benign
- 238. Dr S. Thomas**
Queensland tick typhus (*rickettsia australis*) in a 51 year-old male after hiking in rural Queensland
- 239. Dr E. Tong**
Sunscreen active ingredients: An international comparison of the what and where
- 240. Mr N. Trinh**
Reticulare acropigmentation of dohi: First case report from Vietnam
- 241. Miss K. Venkatesh**
Anaphylaxis to diphenylcyclopropenone during sensitization for wart treatment – a case report
- 242. Dr V. Venning**
Hay-Wells syndrome: Discussion of two cases from our hospital over a 15-year period
- 243. Dr V. Venning**
The perils of playing with kittens: A case of severe kerion celsi
- 244. Dr M. Vu**
A severe case of fungal tracheitis on secukinumab
- 245. Dr M. Vu**
Impact of naevus association on survival for nodular and superficial spreading melanomas
- 246. Dr A. Waddell**
The extreme of the extreme: A case series of patients with 10 or more primary melanomas each
- 247. Mr C. Wang**
Cutaneous ulcers in ganciclovir-resistant cytomegalovirus infection
- 248. Ms E. Wang**
The effect of autoimmune blistering diseases on work productivity
- 249. Dr E. Wee**
Lymphocytic thrombophilic arteritis complicated by systemic involvement
- 250. Dr E. Wee**
Periocular sporotrichosis transmitted by a cat-scratch
- 251. Dr E. Wee**
The anatomic distribution of cutaneous melanoma: a detailed study of 5,141 lesions
- 252. Dr M. Wijaya**
The utility of Mohs micrographic surgery for treating non-melanoma skin cancers on the cheeks
- 253. Dr G. Winkler**
A collaborative care approach to a challenging patient: When dermatology and rheumatology work together
- 254. Dr G. Winkler**
Hidradenitis suppurativa-related arthritis: An update for the dermatologist
- 255. Dr J. Witherspoon**
Case report: Bullous pemphigoid and a septic joint a complex case
- 256. Dr A. Wu**
Literature review of treatment outcomes for lichen planus pigmentosus, erythema dyschromicum perstans and ashy dermatosis
- 257. Dr C. Wyatt**
An unusual case of alopecia areata in an infant
- 258. Dr C. Wyatt**
An unusual reaction with Efudix™
- 259. Miss R. Xuan**
Validation of the BIOCHIP as a diagnostic tool for pemphigus vulgaris and foliaceus in Australia
- 260. Dr W. Yan**
One alternative therapy for vitiligo
- 261. Dr A. Yang**
Disseminated variant of galli-galli disease – a review of the literature
- 262. Dr A. Yang**
Epidermolysis bullosa disease activity scoring index (EBDASI) to monitor the effect of rituximab in recalcitrant epidermolysis bullosa acquisita
- 263. Dr A. Yang**
Secondary cold agglutinin and necrotic purpura in pregnancy
- 264. Dr G. Yang**
Impact of human herpesvirus detection in pemphigus vulgaris patients at The Royal Melbourne Hospital
- 265. Dr S. Yang**
Oro-genital lichen planus associated with colorectal adenocarcinoma
- 266. Dr F. Yap**
Long-term clinical outcomes in SAPHO – diverse responses to synthetic and biologic DMARDs
- 267. Miss M. Yap**
Treatment of ashy dermatosis with narrowband UVB phototherapy
- 268. Dr B. Yau**
Miniturised autologous dermal grafting (MADG) for depressed acne scarring: A novel approach
- 269. Dr B. Yau**
Onychomycosis; potentially increasing diagnostic sensitivity with a six week nail-clipping collection
- 270. Dr M. Zallmann**
Review of efficacy, safety and management considerations of tofacitinib: Emerging evidence and key clinical-considerations for JAK-inhibitor use in dermatology
- 271. Dr C. Zhao**
The distinct clinical and histologic profiles of lightened melanocytic naevi under BRAF-inhibitor and trametinib combination versus anti-PD1 immunotherapy

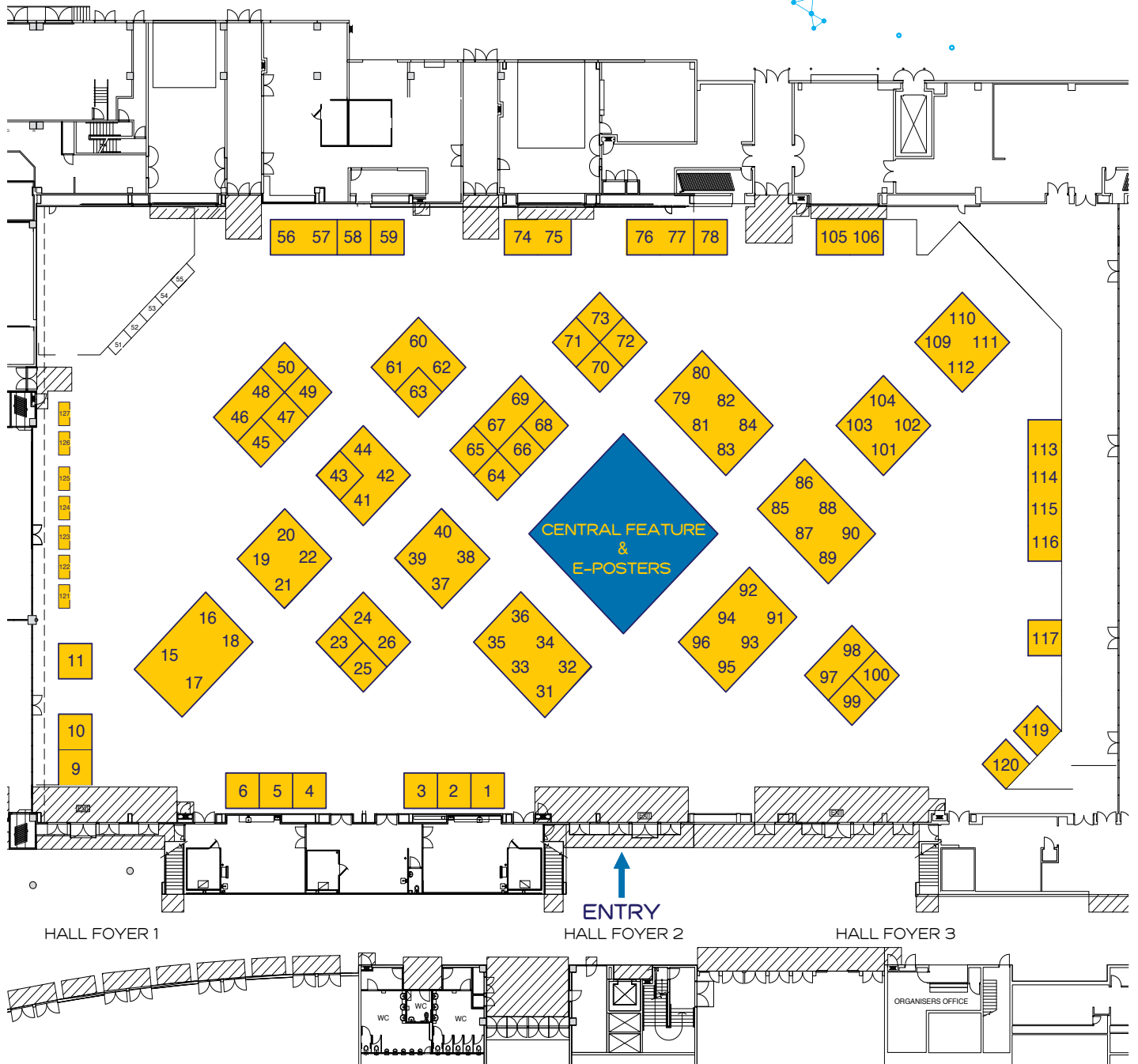




COME TO STAND #31 WHERE ALL
WILL BE MADE CLEAR

TRADE EXHIBITION AREA FLOOR PLAN

HALLS 1-3



HIGHEST UV PROTECTION FOR SENSITIVE SKIN*



Always read the label. Use only as directed. *Highest label claim allowed per AS/NZS 2604:2012; Very High.
© Galderma Australia Pty Ltd. Suite 4, 13B Narabang Way, Belrose, NSW, 2085. Toll Free Phone: 1800 800 765 (Australia). CET18-04-0512.

Company	Stand Number
AbbVie	15-18
Allergan	76 & 77
AllergEnd	68
Aspen Australia	24 & 26
Australia Alopecia Areata Foundation Inc.	124
Australia and New Zealand Melanoma Trials Group	52
Australian Dermatology Equipment	97-98
Australian Gorlin Syndrome Support Group	122
Australian Ultra Violet Services	11
Avita Medical	43
Bayer Australia	1
BIODERMA	63
BOQ Specialist	23
BrightSky Australia	73
Compounded	64
Cryomed Aesthetics	70
CustomMed Compounding Pharmacy	25
DEBRA Australia	125
Dermal Therapy	65
Dermengine	47
Dermocosmetica	45
Dorevitch Pathology	4
Eczema Association of Australasia Inc	53
Ego Pharmaceuticals	19-22
Eli Lilly Australia	91-96
Galderma Australia	85-90
Genesis Care	56-57
Hamilton	117
Hands to Hold: Eczema and Allergy Support	121
HEINE Australia	59
IQ Pathology	5
Janssen-Cilag	79-84

Company	Stand Number
Johnson & Johnson Pacific	60-62
Kleresca	46 & 48
Kossard Dermatopathologists	6
La Roche-Posay, Skin Ceuticals, CeraVe	119-120
LEO Pharma	113-116
LINK Medical Products	9
Lumenis	99
Macquarie Medical Systems	10
Marne Medical	3
Medifit Design & Construct	71
Melanoma Patients Australia	54
Menarini	58
MoleMap by Dermatologists	44
Nevus Support Australia Inc	123
Novartis	101-104
Novartis Pharmaceuticals	31-36
Oraderm Pharmaceuticals	100
Pfizer	67 & 69
Pierre-Fabre Australia	41-42
Propaira	66
Psoriasis Australia Inc	126
QML Pathology	2
Roche Products	74-75
Sanofi Genzyme	37-40
Skin & Cancer Foundation Inc	55
Sonic Healthcare	50
Stratpharma	49
Sun Pharma	109-112
Syneron Candela	105-106
The Critical Group	78
The Skin Hospital	51
Vitiligo Association of Australia	127
Vorotek	72

ACKNOWLEDGEMENTS

The Australasian College of Dermatologists kindly acknowledges the generous support of the following sponsors in assisting with the Annual Scientific Meeting:

PLATINUM SPONSORS



GOLD SPONSORS



SILVER SPONSORS



BRONZE SPONSOR



OTHER SPONSORS



AUSTRALASIAN COLLEGE OF DERMATOLOGISTS

PO Box 3785, RHODES NSW 2138, Australia

T +61 2 8765 0242

or 1300 361 821 (within Australia only)

F +61 2 9736 2194

E admin@dermcoll.edu.au

W <http://www.dermcoll.edu.au>

www.acdasm.com